



June 16, 2016

DIVISION MEMORANDUM

No. 304, s. 2016

**ANNOUNCING THE POSTING OF THE RECALIBRATED RESULTS OF TEACHER-1 RANKING FOR  
ELEMENTARY and SECONDARY LEVEL FOR THE REMAINING TEACHING POSITIONS OF CEBU  
PROVINCE DIVISION FOR SY 2016-2017**

To: Assistant Superintendents  
Education Supervisors/Coordinators  
District Supervisors/OICs/Caretakers  
Elementary and Secondary School Heads  
Teachers and All Others Concerned

1. The field is hereby informed that the results of the Elementary and Secondary Level recalibration (DepEd Order 22, s. 2015) for the remaining teaching positions for SY 2016-2017 is now posted in the premises of the Division Office. The period of posting is from June 16, 2016 to June 29, 2016.
2. Those applicants who qualify and are in the recalibrated RQA are invited to appear in the office of the PSB Chairman (ASDS Futalan) for the confirmation of scores.
3. The results of recalibration shall be utilized to augment the remaining teacher needs of the division after the 10-day posting.
4. **Important:** All PSDS/School Heads are reminded that the recalibrated RQA can only be used after the RQA (based on D.O. #7, s2015) have been exhausted.
5. Immediate and wide dissemination of this Memorandum is directed.

  
**RHEA MAR A. ANGTUD, Ed.D, CESO VI**  
Schools Division Superintendent



Department of Education  
Region VII, Central Visayas  
**DIVISION OF CEBU PROVINCE**  
Old IPHO Building, Sudlon, Lahug  
Cebu City



**RECALIBRATED RANKING RESULTS - (ELEMENTARY LEVEL)**

**S.Y. 2016-2017**

(Based on DepEd Order No. 22, s. 2015)

No	Name of Applicant			Address	A. EDUCATION (20%)					B. TEACHING EXPERIENCE (15%)					C. LET/PBET RATING (15%)		D. SPECIALIZED TRAINING (10%)			E. INTERVIEW (10%)	F. DEMONSTRATION-TEACHING (15%)	G. COMMUNICATION SKILLS (15%)		Total	Rank
					GWA	Eq. Points	Master's/Doctorate Degree	Eq. Points	TOTAL	Yr. & Mos.	Eq. Points	KV/ LGU-Funded Experience	Eq. Points	TOTAL	Rating	Pts.	Certificate	Skills Demo	TOTAL	Average	Average	EPT	0.15		
1	SENINING	CHRISTINE	R.	SAN REMEGIO 1	2.09	16.20		0.00	16.20	2	12.00		0.00	12.00	76.2	11	5	5	10.0	10.00	14.63	58.89	8.83	82.66	1
2	TEVES	JELYN	G.	BALAMBAN 2	2.16	16.20	None	0.00	16.20	1.9	11.40	0.00	0.00	11.40	76.8	11	5	5	10.0	10.00	15.00	58.89	8.83	82.43	2
3	CASTAÑARES	ANGELI JOYCE		MINGLANILLA 2	1.86	16.80		0.00	16.80	2	12.00		0.00	12.00	82.4	13	5	5	10.0	10.00	13.00	50.00	7.50	82.30	3
4	SARUCAM	MARICAR	N	SAN FERNANDO	2.31	15.60		0.00	15.60	1.9	11.40		0.00	11.40	79.4	12	5	5	10.0	10.00	14.75	54.44	8.17	81.92	4
5	ATILLO	EFREN	B.	TABOGON	1.91	16.20	None	0.00	16.20	1.9	11.40	1.9	1.00	12.40	79.0	12	5	5	10.0	8.00	14.63	56.67	8.50	81.73	5
6	CALVARIO	JOYCE	N.	BALAMBAN 2	1.90	16.20	None	0.00	16.20	2	12.00	0.0	0.00	12.00	75.6	11	5	5	10.0	10.00	15.00	50.00	7.50	81.70	6.5
7	PAMAT	JIA CHRISTIE	P.	ARGAO	2.09	16.20	None	0.00	16.20	2	12.00	1.00	1.00	13.00	75.0	11	5	5	10.0	10.00	15.00	43.33	6.50	81.70	6.5
8	MOLLENA	ESYL MARIE	A.	CATMON	1.85	16.80		0.00	16.80	1.8	10.80		0.00	10.80	76.4	11	5	5	10.0	10.00	15.00	52.22	7.83	81.43	8
9	TAGLUCOP	BEVERLY	M.	CORDOVA	1.80	16.80	None	0.00	16.80	2	12.00	0.00	0.00	12.00	78.2	12	5	5	10.0	8.67	14.25	51.11	7.67	81.39	9
10	CANETE	REBECCA	R.	BARILI 2	2.12	16.20		0.00	16.20	2	12.00	1.00	1.00	13.00	75.0	11	5	5	10.0	8.67	14.50	53.33	8.00	81.37	10
11	TELYOR	GLEJUN	C.	SAN REMEGIO	2.04	16.20	None	0.00	16.20	2	12.00	0.00	0.00	12.00	77.8	11	5	5	10.0	10.00	14.00	53.33	8.00	81.20	11
12	PAJAGANAS	JOCEFE	B.	TUBURAN 2	1.89	16.80		0.00	16.80	3	12.00	1.0	1.00	13.00	78.2	12	5	5	10.0	10.00	15.00	27.78	4.17	80.97	12
13	CACA	JERRY	J.	GINATILAN	1.96	16.20		0.00	16.20	2	12.00		0.00	12.00	82.2	13	5	5	10.0	6.00	14.50	61.11	9.17	80.87	13
14	COMEROS	JACQUILYN	M.	TABOGON	2.30	15.60	None	0.00	15.60	2	12.00	2.0	2.00	14.00	75.0	11	5	5	10.0	10.00	14.38	38.89	5.83	80.81	14
15	RECLA	CHRISTELLE	P.	COMPOSTELA	2.13	16.20		0.00	16.20	2	12.00		0.00	12.00	76.8	11	5	5	10.0	10.00	13.88	51.11	7.67	80.75	15



Department of Education  
Region VII, Central Visayas  
DIVISION OF CEBU PROVINCE  
Old IPHO Building, Sudlon, Lahug  
Cebu City



**RECALIBRATED RANKING RESULTS - (ELEMENTARY LEVEL)**

**S.Y. 2016-2017**

(Based on DepEd Order No. 22, s. 2015)

No	Name of Applicant			Address	A. EDUCATION (20%)					B. TEACHING EXPERIENCE (15%)					C. LET/PBET RATING (15%)		D. SPECIALIZED TRAINING (10%)			E. INTERVIEW (10%)	F. DEMONSTRATION-TEACHING (15%)	G. COMMUNICATION SKILLS (15%)		Total	Rank
					GWA	Eq. Points	Master's/Doctorate Degree	Eq. Points	TOTAL	Yr. & Mos.	Eq. Points	KVT/LGU-Funded Experience	Eq. Points	TOTAL	Rating	Pts.	Certificate	Skills Demo	TOTAL	Average	Average	EPT	0.15		
16	PONTILLAS	JESSEL	M.	CATMON	2.04	16.20		0.00	16.20	2	12.00		0.00	12.00	76.6	11	5	5	10.0	10.00	14.75	44.44	6.67	80.62	16.5
17	TULOD	DEXTER	T	SAN REMEGIO 1	2.14	16.20		0.00	16.20	2	12.00		0.00	12.00	78.0	12	5	5	10.0	10.00	12.75	51.11	7.67	80.62	16.5
18	APILADAS	ARIANNE	R.	MEDELLIN	2.07	16.20	None	0.00	16.20	2.1	12.00	0.0	0.00	12.00	75.0	11	5	5	10.0	10.00	15.00	42.22	6.33	80.53	18
19	BORRES	MAY CRIS	C.	LILOAN	2.20	15.60	None	0.00	15.60	2.8	12.00	1.0	1.00	13.00	76.4	11	5	5	10.0	8.67	15.00	47.78	7.17	80.44	19.5
20	GENILO	RICHIE	A	SAN FERNANDO	2.30	15.60		0.00	15.60	2.9	12.00		0.00	12.00	75.0	11	5	5	10.0	8.67	15.00	54.44	8.17	80.44	19.5
21	AMIT	RONINO	C.	MEDELLIN	2.34	15.60	None	0.00	15.60	2	12.00	0.0	0.00	12.00	78.8	12	5	5	10.0	9.34	14.63	44.44	6.67	80.23	22
22	QUIJANO	MEZEALA LEAH	P.	SAN REMEGIO 1	2.19	16.20		0.00	16.20	1.9	11.40		0.00	11.40	75.0	11	5	5	10.0	10.00	14.30	48.89	7.33	80.23	22
23	SIMANGCA	MINERVA	S.	CORDOVA	2.23	15.60	None	0.00	15.60	3	12.00	0.00	0.00	12.00	78.6	12	5	5	10.0	9.34	13.13	54.44	8.17	80.23	22
24	SENO	CYRHEA	C.	LILOAN	1.70	16.80	None	0.00	16.80	2	12.00	0.0	0.00	12.00	75.6	11	5	5	10.0	9.34	11.88	61.11	9.17	80.18	24
25	MONTECILLOS	JEANABEL	S.	BALAMBAN 2	2.10	16.20	None	0.00	16.20	2.9	12.00	0.00	0.00	12.00	79.6	12	5	5	10.0	9.34	14.13	43.33	6.50	80.16	25
26	BATALUNA	VANIZA	S	LILOAN	1.93	16.20		0.00	16.20	2.9	12.00		0.00	12.00	75.0	11	5	5	10.0	10.00	14.50	42.22	6.33	80.03	26
27	ESPINOSA	RHEA	U	BARILI	2.19	16.20		0.00	16.20	2.2	12.00	0.20	1.00	13.00	76.20	11	5	5	10.0	10.00	12.25	50	7.50	79.95	27
28	ROMARATE	RUTH	C.	ALCOY	2.07	16.20	None	0.00	16.20	3	12.00	0.60	1.00	13.00	76.0	11	5	5	10.0	10.00	11.38	55.56	8.33	79.91	28
29	LAZARTE	LAGEN MAE	G	SAN FERNANDO	2.21	15.60		0.00	15.60	2	12.00	2.00	2.00	14.00	75.0	11	5	5	10.0	7.34	14.63	48.89	7.33	79.89	29
30	BORJAL	JEFFREY	P.	SOGOD	2.12	16.20		0.00	16.20	2	12.00	0.00	0.00	12.00	75.0	11	5	5	10.0	8.67	13.50	56.67	8.50	79.87	30



Department of Education  
Region VII, Central Visayas  
**DIVISION OF CEBU PROVINCE**  
Old IPHO Building, Sudlon, Lahug  
Cebu City



**RECALIBRATED RANKING RESULTS - (ELEMENTARY LEVEL)**

**S.Y. 2016-2017**

(Based on DepEd Order No. 22, s. 2015)

No	Name of Applicant			Address	A. EDUCATION (20%)					B. TEACHING EXPERIENCE (15%)					C. LET/PBET RATING (15%)		D. SPECIALIZED TRAINING (10%)			E. INTERVIEW (10%)	F. DEMONSTRATION-TEACHING (15%)	G. COMMUNICATION SKILLS (15%)		Total	Rank
					GWA	Eq. Points	Master's/Doctorate Degree	Eq. Points	TOTAL	Yr. & Mos.	Eq. Points	KVT/LGU-Funded Experience	Eq. Points	TOTAL	Rating	Pts.	Certificate	Skills Demo	TOTAL	Average	Average	EPT	0.15		
31	HISOLER	JEAN MAY CLAIR	G.	SAMBOAN	2.22	15.60		0.00	15.60	2	12.00		0.00	12.00	78.8	12	5	5	10.0	7.34	14.75	54.44	8.17	79.86	31
32	AHIG	JENNIFER	V.	MALABUYOC	1.83	16.80		0.00	16.80	1.8	10.80		0.00	10.80	75.0	11	5	5	10.0	10.00	14.75	43.33	6.50	79.85	32
33	CAJERAS	NELIE	S.	TUBURAN 2	1.87	16.80		0.00	16.80	2	12.00	1.0	1.00	13.00	76.6	11	5	5	10.0	9.34	13.75	38.89	5.83	79.72	33
34	FLORES	JEZABELLE	A	TUBURAN 2	1.80	16.80		0.00	16.80	1.9	11.40		0.00	11.40	77.2	11	5	5	10.0	10.00	14.63	38.89	5.83	79.66	34
35	CATALAN	ANNA MARIE		SAN FRANCISCO	1.61	16.80	None	0.00	16.80	2	12.00	0.00	0.00	12.00	76.4	11	5	5	10.0	8.67	13.25	52.22	7.83	79.55	35
36	DAYAO	LENY	D.	CONSOLACION	2.18	16.20	None	0.00	16.20	2	12.00	0.00	0.00	12.00	78.0	12	5	5	10.0	7.34	12.75	61.11	9.17	79.46	36
37	BALBUENA	SARAH JEAN	B.	DALAGUETE 1	1.83	16.80		0.00	16.80	1.9	11.40		0.00	11.40	78.6	12	5	5	10.0	7.34	14.88	45.56	6.83	79.24	37
38	CAPANGPANGAN	NIÑA	G	LILOAN	2.00	16.20		0.00	16.20	3	12.00		0.00	12.00	75.0	11	5	5	10.0	8.00	13.50	56.67	8.50	79.20	39
39	CRISOSTOMO	MA. LYN	S	SAN REMEGIO 1	1.98	16.20		0.00	16.20	2.6	12.00	1.00	1.00	13.00	75.0	11	5	5	10.0	10.00	11.50	50.00	7.50	79.20	39
40	SINGSON	DUANE	B.	SAN FERNANDO	2.11	16.20		0.00	16.20	1	6.00		0.00	6.00	82.4	13	5	5	10.0	10.00	15.00	60.00	9.00	79.20	39
41	LABASTIDA	PINKY GRACE	M.	BALAMBAN 2	2.02	16.20	None	0.00	16.20	3	12.00	0.00	0.00	12.00	76.8	11	5	5	10.0	8.00	14.25	51.11	7.67	79.12	41.5
42	LOZANO	LORENZO JR.	M.	CARMEN	1.99	16.20	None	0.00	16.20	3.4	12.00	0.0	0.00	12.00	77.6	11	5	5	10.0	6.67	14.75	56.67	8.50	79.12	41.5
43	JEROSALEM	ARCHILLE	L.	ARGAO	1.70	16.80	None	0.00	16.80	1.8	10.80	0.00	0.00	10.80	79.4	12	5	5	10.0	10.00	10.00	63.33	9.50	79.10	43
44	ALBARRACIN	ROBELYN	C.	BALAMBAN	2.13	16.20	None	0.00	16.20	3	12.00	0.00	0.00	12.00	75.0	11	5	5	10.0	10.00	12.38	50.00	7.50	79.08	44
45	JORING	DESIREE	C.	SOGOD	2.31	15.60		0.00	15.60	2.2	12.00	2.00	2.00	14.00	75.4	11	5	5	10.0	8.67	13.75	40.00	6.00	79.02	45



Department of Education  
Region VII, Central Visayas  
**DIVISION OF CEBU PROVINCE**  
Old IPHO Building, Sudlon, Lahug  
Cebu City



**RECALIBRATED RANKING RESULTS - (ELEMENTARY LEVEL)**

**S.Y. 2016-2017**

(Based on DepEd Order No. 22, s. 2015)

No	Name of Applicant			Address	A. EDUCATION (20%)					B. TEACHING EXPERIENCE (15%)					C. LET/PBET RATING (15%)		D. SPECIALIZED TRAINING (10%)			E. INTERVIEW (10%)	F. DEMONSTRATION-TEACHING (15%)	G. COMMUNICATION SKILLS (15%)		Total	Rank
					GWA	Eq. Points	Master's/Doctorate Degree	Eq. Points	TOTAL	Yr. & Mos.	Eq. Points	KV/ LGU-Funded Experience	Eq. Points	TOTAL	Rating	Pts.	Certificate	Skills Demo	TOTAL	Average	Average	EPT	0.15		
46	SUPATAN	RICHEL	F.	ASTURIAS	2.15	16.20	None	0.00	16.20	1.8	10.80	0.00	0.00	10.80	75.0	11	5	5	10.0	10.00	14.00	46.67	7.00	79.00	46
47	MAGDASAL	JESEBEL	J	ALCANTARA	1.63	16.80		0.00	16.80	2.2	12.00		0.00	12.00	77.2	11	5	5	10.0	10.00	11.50	51.11	7.67	78.97	47
48	LAVAREZ	MA. LUCILA	P.	COMPOSTELA	1.86	16.80		0.00	16.80	2	12.00		0.00	12.00	76.6	11	5	5	10.0	7.34	13.88	52.22	7.83	78.84	48
49	CASTRO	RHIALEN	M.	SAN FERNANDO	1.85	16.80		0.00	16.80	1.2	7.20		0.00	7.20	75.8	11	5	5	10.0	10.00	15.00	58.89	8.83	78.83	49
50	RUFIN	ELREN ANN	C.	TUBURAN 1	2.10	16.20	None	0.00	16.20	3.2	12.00	0.00	0.00	12.00	75.0	11	5	5	10.0	8.67	12.75	54.44	8.17	78.79	50
51	DECIERDO	JELYN	O.	DUMANJUG	2.37	15.60	None	0.00	15.60	2.2	12.00	2.0	2.00	14.00	75.4	11	5	5	10.0	7.34	14.50	42.22	6.33	78.77	51
52	SUDARIA	RIZA	B.	CATMON	2.15	16.20		0.00	16.20	2	12.00	2.0	2.00	14.00	77.0	11	5	5	10.0	8.00	14.38	34.44	5.17	78.75	52
53	ABADILLA	ARGIE		TABOGON	1.79	16.80	None	0.00	16.80	1.9	11.40	0.0	0.00	11.40	76.6	11	5	5	10.0	8.67	13.75	46.67	7.00	78.62	53
54	CUANDOT	NENIA CONCEPTION		DALAGUETE 2	2.02	16.20		0.00	16.20	4	12.00	3.00	2.00	14.00	75.0	11	5	5	10.0	10.00	12.38	33.33	5.00	78.58	54
55	GEVANA	JACAMIA ROSE	M.	ARGAO	1.85	16.80	None	0.00	16.80	3	12.00	0.00	0.00	12.00	75.6	11	5	5	10.0	10.00	12.25	43.33	6.50	78.55	55
56	NOVAL	RANDY	L	COMPOSTELA	1.90	16.20		0.00	16.20	2.4	12.00		0.00	12.00	76.8	11	5	5	10.0	8.00	14.13	47.78	7.17	78.50	56
57	SALAZAR	VANISA GRACE	T.	DUMANJUG	1.86	16.80	None	0.00	16.80	1.9	11.40	0.0	0.00	11.40	77.0	11	5	5	10.0	10.00	11.25	53.33	8.00	78.45	57
58	GABAYAN	JESA	H	CONSOLACION	1.90	16.20		0.00	16.20	1.8	10.80		0.00	10.80	77.2	11	5	5	10.0	8.67	14.25	50.00	7.50	78.42	58
59	GEORPE	VICENTE	M.	MINGLANILLA 1	1.20	18.00		0.00	18.00	1.6	9.60		0.00	9.60	76.0	11	5	5	10.0	10.00	11.88	52.22	7.83	78.31	59
60	DELOS SANTOS	EDDIE	A.	DAANBANTAYA	1.76	16.80		0.00	16.80	2.1	12.00	0.00	0.00	12.00	78.4	12	5	5	10.0	6.00	13.50	53.33	8.00	78.30	60.5



Department of Education  
Region VII, Central Visayas  
**DIVISION OF CEBU PROVINCE**  
Old IPHO Building, Sudlon, Lahug  
Cebu City



**RECALIBRATED RANKING RESULTS - (ELEMENTARY LEVEL)**

**S.Y. 2016-2017**

(Based on DepEd Order No. 22, s. 2015)

No	Name of Applicant			Address	A. EDUCATION (20%)					B. TEACHING EXPERIENCE (15%)					C. LET/PBET RATING (15%)		D. SPECIALIZED TRAINING (10%)			E. INTERVIEW (10%)	F. DEMONSTRATION-TEACHING (15%)	G. COMMUNICATION SKILLS (15%)		Total	Rank
					GWA	Eq. Points	Master's/Doctorate Degree	Eq. Points	TOTAL	Yr. & Mos.	Eq. Points	KV/1/LGU-Funded Experience	Eq. Points	TOTAL	Rating	Pts.	Certificate	Skills Demo	TOTAL	Average	Average	EPT	0.15		
61	LLEVADO	MARIBETH	C.	ARGAO	1.87	16.80	None	0.00	16.80	2	12.00	1.00	1.00	13.00	76.8	11	5	5	10.0	10.00	10.50	46.67	7.00	78.30	60.5
62	ABADILLA	MARILOU	D.	MINGLANILLA	1.89	16.80		0.00	16.80	3	12.00	0.00	0.00	12.00	75.4	11	5	5	10.0	10.00	10.75	51.11	7.67	78.22	62
63	NARVASA	MAE ANGELIE	C.	BALAMBAN 2	1.90	16.20	None	0.00	16.20	1.8	10.80	0.00	0.00	10.80	76.8	11	5	5	10.0	8.00	14.38	52.22	7.83	78.21	63
64	PACALDO	NICHIEL	N.	CORDOVA	1.92	16.20	None	0.00	16.20	2.4	12.00	0.00	0.00	12.00	76.8	11	5	5	10.0	8.00	13.75	47.78	7.17	78.12	64
65	BRIGOLI	MA. SHEILA MAE	S.	SOGOD	1.83	16.80		0.00	16.80	1.6	9.60	0.00	0.00	9.60	77.4	11	5	5	10.0	8.67	13.00	60.00	9.00	78.07	65.5
66	PABLE	NOLIE	S.	CORDOVA	1.78	16.80	None	0.00	16.80	1.6	9.60	0.00	0.00	9.60	75.0	11	5	5	10.0	10.00	15.00	37.78	5.67	78.07	65.5
67	CINCO	GRACELYN	L.	TABOGON	2.16	16.20	None	0.00	16.20	1.8	10.80	0.0	0.00	10.80	78.6	12	5	5	10.0	6.67	14.38	53.33	8.00	78.04	67.5
68	PANILAG	INES	R.	BALAMBAN 2	2.11	16.20	None	0.00	16.20	2.2	12.00	2.00	2.00	14.00	77.4	11	5	5	10.0	8.67	13.50	31.11	4.67	78.04	67.5
69	SINADJAN	CHELSIE	L	SAN REMEGIO 1	2.13	16.20		0.00	16.20	1.9	11.40		0.00	11.40	76.0	11	5	5	10.0	8.67	13.00	51.11	7.67	77.94	69
70	HORTEZUELA	DESSA MAE	C.	BORBON	1.87	16.80	None	0.00	16.80	1.5	9.00	0.00	0.00	9.00	79.0	12	5	5	10.0	8.00	12.25	65.56	9.83	77.88	70.5
71	ROBLE	NANCY	D.	CARMEN	1.93	16.20	None	0.00	16.20	1.6	9.60	1.0	1.00	10.60	75.0	11	5	5	10.0	10.00	13.25	45.56	6.83	77.88	70.5
72	BINASAHAN	JENILYN	C.	BALAMBAN 2	2.20	15.60	None	0.00	15.60	1.2	7.20	1.00	1.00	8.20	78.2	12	5	5	10.0	8.00	14.38	64.44	9.67	77.85	72
73	AURITA	WEBSTER	C.	PINAMUNGAN 2	1.80	16.80	None	0.00	16.80	1.5	9.00	1.00	1.00	10.00	76.4	11	5	5	10.0	8.67	13.50	52.22	7.83	77.80	73
74	COLIPAPA	CHATERINE	D.	CATMON	2.00	16.20		0.00	16.20	1.4	8.40		0.00	8.40	75.0	11	5	5	10.0	10.00	15.00	47.78	7.17	77.77	74
75	MALUNJAO	RUTH	Y.	CONSOLACION	2.09	16.20		0.00	16.20	1.3	7.80		0.00	7.80	76.8	11	5	5	10.0	10.00	13.50	61.11	9.17	77.67	75

*[Signature]*

*[Signature]*

*[Signature]* Page 5 of 33

*[Signature]*

*[Signature]*

*[Signature]*



Department of Education  
Region VII, Central Visayas  
**DIVISION OF CEBU PROVINCE**  
Old IPHO Building, Sudlon, Lahug  
Cebu City



**RECALIBRATED RANKING RESULTS - (ELEMENTARY LEVEL)**

**S.Y. 2016-2017**

( Based on DepEd Order No. 22, s. 2015)

No	Name of Applicant			Address	A. EDUCATION (20%)					B. TEACHING EXPERIENCE (15%)					C. LET/PBET RATING (15%)		D. SPECIALIZED TRAINING (10%)			E. INTERVIEW (10%)	F. DEMONSTRATION-TEACHING (15%)	G. COMMUNICATION SKILLS (15%)		Total	Rank
					GWA	Eq. Points	Master's/Doctorate Degree	Eq. Points	TOTAL	Yr. & Mos.	Eq. Points	KV/7/LGU-Funded Experience	Eq. Points	TOTAL	Rating	Pts.	Certificate	Skills Demo	TOTAL	Average	Average	EPT	0.15		
76	PARDILLO	JUNALYN	A.	ARGAO 2	1.95	16.20		0.00	16.20	2	12.00	0.00	0.00	12.00	75.0	11	5	5	10.0	10.00	13.25	34.44	5.17	77.62	76
77	PORTALLO	CONCEPCION	M.	SANTANDER	2.45	15.60		0.00	15.60	3.3	12.00	2.00	2.00	14.00	75.0	11	5	5	10.0	8.00	13.13	38.89	5.83	77.56	77
78	RAMIREZ	JEANN	B.	SAN FRANCISCO	1.62	16.80	None	0.00	16.80	2	12.00	0.00	0.00	12.00	76.8	11	5	5	10.0	6.67	13.50	50.00	7.50	77.47	78
79	CANE	MEHCILE	R.	CARMEN	1.89	16.80	None	0.00	16.80	1.9	11.40	1.9	1.00	12.40	75.0	11	5	5	10.0	6.67	14.25	42.22	6.33	77.45	79
80	CABALLES	GRACE	C.	MINGLANILLA 1	1.79	16.80		0.00	16.80	1.8	10.80		0.00	10.80	79.4	12	5	5	10.0	7.34	12.50	53.33	8.00	77.44	80
81	CORTAGA	RAQUEL	P.	COMPOSTELA	2.10	16.20	None	0.00	16.20	3.5	12.00	3.0	2.00	14.00	75.0	11	5	5	10.0	7.34	13.38	36.67	5.50	77.41	81
82	BOLO	FLORDELIZA	L.	MINGLANILLA 1	1.74	16.80		0.00	16.80	4	12.00	0.00	0.00	12.00	79.6	12	5	5	10.0	8.67	10.75	47.78	7.17	77.39	82
83	CUBAR	JESSON	E.	BARILI 2	1.94	16.20		0.00	16.20	2	12.00	0.00	0.00	12.00	77.6	11	5	5	10.0	10.00	10.00	54.44	8.17	77.37	84
84	OGAOB	MARYLOU	V.	BARILI 1	1.91	16.20		0.00	16.20	2.8	12.00		0.00	12.00	79.8	12	5	5	10.0	7.34	13.50	42.22	6.33	77.37	84
85	OSTIA	CHERRYLENE	P.	MEDELLIN	2.13	16.20	None	0.00	16.20	1	6.00	0.0	0.00	6.00	78.0	12	5	5	10.0	10.00	15.00	54.44	8.17	77.37	84
86	LETIGIO	RENAN	R.	MALABUYOC	1.74	16.80		0.00	16.80	1.5	9.00		0.00	9.00	75.6	11	5	5	10.0	10.00	14.88	37.78	5.67	77.35	86
87	MONTECALVO	GLENDA		GINATILAN	1.81	16.80		0.00	16.80	1	6.00	1.0	1.00	7.00	76.2	11	5	5	10.0	10.00	15.00	50.00	7.50	77.30	87.5
88	OTOM	CHARLIE	A	CONSOLACION	1.66	16.80		0.00	16.80	1	6.00		0.00	6.00	78.6	12	5	5	10.0	8.67	14.50	62.22	9.33	77.30	87.5
89	MASONG	MARY CHRISTIN	A.	BOGO CITY	1.98	16.20	None	0.00	16.20	2	12.00	0.00	0.00	12.00	75.0	11	5	5	10.0	8.67	12.25	47.78	7.17	77.29	89
90	PAGTALUNAN	ETHELIN LEANORE		TOLEDO CITY	1.78	16.80	None	0.00	16.80	1.6	9.60		0.00	9.60	77.8	11	5	5	10.0	8.67	13.88	48.89	7.33	77.27	90



Department of Education  
Region VII, Central Visayas  
**DIVISION OF CEBU PROVINCE**  
Old IPHO Building, Sudlon, Lahug  
Cebu City



**RECALIBRATED RANKING RESULTS - (ELEMENTARY LEVEL)**

S.Y. 2016-2017

(Based on DepEd Order No. 22, s. 2015)

No	Name of Applicant			Address	A. EDUCATION (20%)					B. TEACHING EXPERIENCE (15%)					C. LET/PBET RATING (15%)		D. SPECIALIZED TRAINING (10%)			E. INTERVIEW (10%)	F. DEMONSTRATION-TEACHING (15%)	G. COMMUNICATION SKILLS (15%)		Total	Rank
					GWA	Eq. Points	Master's/Doctorate Degree	Eq. Points	TOTAL	Yr. & Mos.	Eq. Points	KV/TLGU Funded Experience	Eq. Points	TOTAL	Rating	Pts.	Certificate	Skills Demo	TOTAL	Average	Average	EPT	0.15		
91	GADOR	MARY CIELO	E.	MOALBOAL	1.68	16.80	None	0.00	16.80	3	12.00	0.00	0.00	12.00	76.4	11	5	5	10.0	7.34	11.63	56.67	8.50	77.26	91
92	DUBLIN	MARCIA LYN	G.	MEDELLIN	2.11	16.20	None	0.00	16.20	2.7	12.00	0.0	0.00	12.00	76.8	11	5	5	10.0	7.30	11.75	60.00	9.00	77.25	92
93	SARSALEJO	JO-ANN		TABOGON	1.96	16.20	None	0.00	16.20	1	6.00	0.0	0.00	6.00	78.4	12	5	5	10.0	8.67	14.88	63.33	9.50	77.24	93
94	AGBAY	JUNELENE	A	CONSOLACION	1.83	16.80		0.00	16.80	3	12.00	0.0	0.00	12.00	76.4	11	5	5	10.0	8.00	12.75	44.44	6.67	77.22	94
95	CUIZON	RICHIEL	F.	ARGAO	1.95	16.20	None	0.00	16.20	2.9	12.00	0.80	1.00	13.00	75.4	11	5	5	10.0	8.67	10.50	52.22	7.83	77.20	95
96	AMAN	CLARMEN	S.	MEDELLIN	2.21	15.60	None	0.00	15.60	2	12.00	0.0	0.00	12.00	76.2	11	5	5	10.0	8.67	14.25	37.78	5.67	77.19	96
97	ARRIESGADO	CARLISLE	V.	CARMEN	2.00	16.20	None	0.00	16.20	1.3	7.80	0.0	0.00	7.80	78.2	12	5	5	10.0	8.67	14.50	53.33	8.00	77.17	97.5
98	JAMIO	LEOLISA MARIE		BALAMBAN	2.27	15.60	None	0.00	15.60	1.2	7.20	0.00	0.00	7.20	79.0	12	5	5	10.0	8.67	13.88	65.56	9.83	77.17	97.5
99	CANINO	STELA	U.	BARILI 2	2.29	15.60		0.00	15.60	1.5	9.00	1.00	1.00	10.00	78.2	12	5	5	10.0	8.67	13.00	52.22	7.83	77.10	99.5
100	TOLERO	TESA	P.	BALAMBAN	2.30	15.60	None	0.00	15.60	2.7	12.00	0.00	0.00	12.00	75.0	11	5	5	10.0	8.00	14.00	43.33	6.50	77.10	99.5
101	CARLOBOS	FLORA MAE	I.	BANTAYAN	1.60	16.80	None	0.00	16.80	1.9	11.40	0.0	0.00	11.40	77.4	11	5	5	10.0	5.34	14.63	52.22	7.83	76.99	101.5
102	GUNGOB	JANE	C.	MINGLANILLA 1	2.06	16.20		0.00	16.20	3	12.00		0.00	12.00	78.0	12	5	5	10.0	8.67	11.13	46.67	7.00	76.99	101.5
103	SINGCO	MANJO	C.	GINATILAN	1.85	16.80		0.00	16.80	1	6.00	1.0	1.00	7.00	77.2	11	5	5	10.0	10.00	14.50	51.11	7.67	76.97	103
104	RABO	MARIA ANGEL	N.	CORDOVA	2.09	16.20	None	0.00	16.20	1.8	10.80	0.00	0.00	10.80	75.0	11	5	5	10.0	8.00	14.25	44.44	6.67	76.92	104
105	FLORES	RITCHELLE	R.	BARILI 1	2.02	16.20		0.00	16.20	1.4	8.40		0.00	8.40	75.0	11	5	5	10.0	8.67	11.63	73.33	11.00	76.89	105





Department of Education  
Region VII, Central Visayas  
**DIVISION OF CEBU PROVINCE**  
Old IPHO Building, Sudlon, Lahug  
Cebu City



**RECALIBRATED RANKING RESULTS - (ELEMENTARY LEVEL)**

**S.Y. 2016-2017**

(Based on DepEd Order No. 22, s. 2015)

No	Name of Applicant			Address	A. EDUCATION (20%)					B. TEACHING EXPERIENCE (15%)					C. LET/PBET RATING (15%)		D. SPECIALIZED TRAINING (10%)			E. INTERVIEW (10%)	F. DEMONSTRATION-TEACHING (15%)	G. COMMUNICATION SKILLS (15%)		Total	Rank
					GWA	Eq. Points	Master's/Doctorate Degree	Eq. Points	TOTAL	Yr. & Mos.	Eq. Points	KVY/ LGU-Funded Experience	Eq. Points	TOTAL	Rating	Pts.	Certificate	Skills Demo	TOTAL	Average	Average	EPT	0.15		
106	TOPIA	REYNALY	M.	ALOGUINSAN	1.91	16.20	None	0.00	16.20	1.5	9.00	0.00	0.00	9.00	77.6	11	5	5	10.0	8.67	14.50	50.00	7.50	76.87	106
107	DELA FUENTE	LENIE	A.	MEDELLIN	1.68	16.80	None	0.00	16.80	3.4	12.00		0.00	12.00	75.0	11	5	5	10.0	6.88	13.00	47.78	7.17	76.85	107
108	BATAC	AILEEN	L.	BORBON	1.95	16.20	None	0.00	16.20	1.3	7.80	0.00	0.00	7.80	79.2	12	5	5	10.0	7.34	13.25	67.78	10.17	76.76	108
109	FABROA	APRILLE LOVE	S.	PORO	1.77	16.80		0.00	16.80	1.9	11.40		0.00	11.40	75.8	11	5	5	10.0	6.67	13.38	50.00	7.50	76.74	109
110	PABILONA	MARY JASMIN	T.	ARGAO	2.27	15.60	None	0.00	15.60	1.1	6.60	0.00	0.00	6.60	78.0	12	5	5	10.0	10.00	12.63	65.56	9.83	76.66	110
111	SUICO	JESALYN	T.	MALABUYOC	1.69	16.80		0.00	16.80	1	6.00		0.00	6.00	76.4	11	5	5	10.0	10.00	15.00	52.22	7.83	76.63	111
112	LUBIGAN	RHEGENE	G	SAN FERNANDO	2.03	16.20		0.00	16.20	0.9	5.40		0.00	5.40	75.6	11	5	5	10.0	10.00	15.00	60.00	9.00	76.60	112
113	DIOLA	MARJORIE	M.	TABUELAN	2.00	16.20	None	0.00	16.20	2	12.00	2.00	2.00	14.00	81.4	13	5	5	10.0	2.00	13.00	55.56	8.33	76.53	113.5
114	MORALES	GRACEL	B.	CARMEN	1.75	16.80	None	0.00	16.80	0.9	5.40	0.0	0.00	5.40	76.8	11	5	5	10.0	10.00	15.00	55.56	8.33	76.53	113.5
115	ABELLANA	APRIL ROSE	N.	COMPOSTELA	2.20	15.60	None	0.00	15.60	2.2	12.00	1.0	1.00	13.00	75.0	11	5	5	10.0	8.67	12.25	40.00	6.00	76.52	115
116	HORTELANO	JAMES ALVIN	A.	TABOGON	1.98	16.20	None	0.00	16.20	0.8	4.80	0.0	0.00	4.80	79.8	12	5	5	10.0	10.00	15.00	56.67	8.50	76.50	116
117	DAGUINOTAS	GERALDINE	E.	TUDELA	1.78	16.80	None	0.00	16.80	2	12.00	2.00	2.00	14.00	77.6	11	5	5	10.0	4.34	12.00	55.56	8.33	76.47	117
118	ARANTE	CHERRY LOU	B.	ALOGUINSAN	1.79	16.80	None	0.00	16.80	1.9	11.40	0.00	0.00	11.40	75.0	11	5	5	10.0	3.34	14.25	64.44	9.67	76.46	118
119	MURILLO	STEPHANIE	P.	BALAMBAN 1	2.37	15.60		0.00	15.60	1.1	6.60	1.00	1.00	7.60	78.8	12	5	5	10.0	8.67	13.88	57.78	8.67	76.41	119
120	ALONZO	JOVELYN	C.	DALAGUETE 2	1.97	16.20		0.00	16.20	0.7	4.20		0.00	4.20	75.6	11	5	5	10.0	10.00	15.00	66.67	10.00	76.40	120

*[Handwritten signatures and initials]*



Department of Education  
Region VII, Central Visayas  
**DIVISION OF CEBU PROVINCE**  
Old IPHO Building, Sudlon, Lahug  
Cebu City



**RECALIBRATED RANKING RESULTS - (ELEMENTARY LEVEL)**

**S.Y. 2016-2017**

(Based on DepEd Order No. 22, s. 2015)

No	Name of Applicant			Address	A. EDUCATION (20%)					B. TEACHING EXPERIENCE (15%)					C. LET/PBET RATING (15%)		D. SPECIALIZED TRAINING (10%)			E. INTERVIEW (10%)	F. DEMONSTRATION-TEACHING (15%)	G. COMMUNICATION SKILLS (15%)		Total	Rank
					GWA	Eq. Points	Master's/Doctorate Degree	Eq. Points	TOTAL	Yr. & Mos.	Eq. Points	KV/TLGU-Funded Experience	Eq. Points	TOTAL	Rating	Pts.	Certificate	Skills Demo	TOTAL	Average	Average	EPT	0.15		
121	GALEOS	RUBY	G.	CORDOVA	2.60	15.00	None	0.00	15.00	5.2	12.00	2.60	2.00	14.00	75.0	11	5	5	10.0	8.00	14.00	28.89	4.33	76.33	121
122	GARRIDO	JANICE	B.	SAN FRANCISCO	2.00	16.20		0.00	16.20	1.8	10.80		0.00	10.80	75.0	11	5	5	10.0	8.67	12.63	46.67	7.00	76.29	122
123	NELLIAS	CHERYJIL	A	BARILI 1	2.47	15.60		0.00	15.60	7	12.00		0.00	12.00	75.0	11	5	5	10.0	10.00	11.00	44.44	6.67	76.27	123
124	DESALES	HALGIAN	Q.	BANTAYAN	1.90	16.20	None	0.00	16.20	1.8	10.80	0.00	0.00	10.80	76.6	11	5	5	10.0	6.00	14.25	53.33	8.00	76.25	124
125	BALBUENA	RAFF JUNRIELLE	U	PINAMUNGAJAN	1.53	17.40	None	0.00	17.40	3.5	12.00	0.5	1.00	13.00	82.2	13	5	5	10.0	0.00	14.50	55.56	8.33	76.23	125
126	LEPAOPAO	FATIMA		BOGO CITY	1.76	16.80	None	0.00	16.80	3	12.00	0.0	0.00	12.00	75.4	11	5	5	10.0	8.00	11.75	44.44	6.67	76.22	126
127	CLEMENTE	ERVIL	P.	ARGAO	2.09	16.20	None	0.00	16.20	1.5	9.00	1.0	1.00	10.00	75.0	11	5	5	10.0	8.67	12.00	55.56	8.33	76.20	127
128	LLAGOSO	NERIE JEE	A.	DUMANJUG	1.98	16.20	None	0.00	16.20	1.2	7.20	1.0	1.00	8.20	78.4	12	5	5	10.0	8.67	13.25	52.22	7.83	76.15	128
129	SORONIO	BABY	P.	SAN FERNANDO	1.82	16.80		0.00	16.80	1	6.00		0.00	6.00	75.4	11	5	5	10.0	10.00	15.00	48.89	7.33	76.13	129
130	GABUNILAS	JEVELYN	T.	MOALBOAL	1.78	16.80	None	0.00	16.80	1.4	8.40	0.00	0.00	8.40	75.0	11	5	5	10.0	10.00	10.25	64.47	9.67	76.12	130
131	VILLACAMPA	ECON	S.	BANTAYAN	1.61	16.80	None	0.00	16.80	2	12.00	0.0	0.00	12.00	76.4	11	5	5	10.0	8.67	11.25	42.22	6.33	76.05	131
132	AMBAYEC	HONORENA	C	ARGAO	1.95	16.20	None	0.00	16.20	4	12.00		0.00	12.00	75.6	11	5	5	10.0	10.00	10.50	42.22	6.33	76.03	132
133	TUMABINI	CARLA JANE	C.	MEDELLIN	1.99	16.20	None	0.00	16.20	1.2	7.20	1.0	1.00	8.20	81.0	13	5	5	10.0	8.00	12.75	52.22	7.83	75.98	133
134	ARIAS	BEBIELYN		ALCOY	1.72	16.80	None	0.00	16.80	3	12.00	0.00	0.00	12.00	75.2	11	5	5	10.0	8.67	11.00	43.33	6.50	75.97	134
135	CALONZO	MARK	M.	MINGLANILLA	2.03	16.20		0.00	16.20	1.8	10.80		0.00	10.80	79.0	12	5	5	10.0	10.00	11.13	38.89	5.83	75.96	135

*[Handwritten signatures and initials]*



Department of Education  
Region VII, Central Visayas  
**DIVISION OF CEBU PROVINCE**  
Old IPHO Building, Sudlon, Lahug  
Cebu City



**RECALIBRATED RANKING RESULTS - (ELEMENTARY LEVEL)**

**S.Y. 2016-2017**

(Based on DepEd Order No. 22, s. 2015)

No	Name of Applicant				Address	A. EDUCATION (20%)					B. TEACHING EXPERIENCE (15%)					C. LET/PBET RATING (15%)		D. SPECIALIZED TRAINING (10%)			E. INTERVIEW (10%)	F. DEMONSTRATION-TEACHING (15%)	G. COMMUNICATION SKILLS (15%)		Total	Rank
						GWA	Eq. Points	Master's/Doctorate Degree	Eq. Points	TOTAL	Yr. & Mos.	Eq. Points	KVT/LGU-Funded Experience	Eq. Points	TOTAL	Rating	Pts.	Certificate	Skills Demo	TOTAL	Average	Average	EPT	0.15		
136	CATUBAY	EMILY	N	SAMBOAN	2.27	15.60		0.00	15.60	1.3	7.80		0.00	7.80	76.6	11	5	5	10.0	7.34	14.50	64.44	9.67	75.91	136	
137	ZAPANTA	SHIELA MARIE	E.	PINAMUNGAJAN 2	1.61	16.80	None	0.00	16.80	1	6.00	0.00	0.00	6.00	80.6	12	5	5	10.0	10.00	13.75	48.89	7.33	75.88	137	
138	MANIGOS	MARILOU	G.	ALOGUINSAN	2.15	16.20	None	0.00	16.20	1.4	8.40	0.00	0.00	8.40	75.0	11	5	5	10.0	7.34	14.25	57.78	8.67	75.86	138.5	
139	TURA	JANICE	A	CORDOVA	2.40	15.60		0.00	15.60	5.2	12.00		0.00	12.00	83.8	13	5	5	10.0	8.34	11.25	37.78	5.67	75.86	138.5	
140	NEPOMUCENO	WYNDEL	P.	DALAGUETE 1	2.24	15.60		0.00	15.60	1.9	11.40		0.00	11.40	75.0	11	5	5	10.0	7.34	11.50	60.00	9.00	75.84	140	
141	CASAS	ANALYN	O	ARGAO	1.62	16.80	None	0.00	16.80	1	6.00	0.0	0.00	6.00	75.2	11	5	5	10.0	10.00	15.00	46.67	7.00	75.80	141.5	
142	TORRALBA	CYNTHIA LOISE	B.	CARMEN	2.21	15.60	None	0.00	15.60	0.7	4.20	0.0	0.00	4.20	79.4	12	5	5	10.0	10.00	15.00	60.00	9.00	75.80	141.5	
143	FLORES	JENNIFER	A.	ARGAO	1.89	16.80	None	0.00	16.80	1.3	7.80	0.00	0.00	7.80	78.2	12	5	5	10.0	8.67	12.00	56.67	8.50	75.77	143	
144	UMBAO	MELIZA	C.	BANTAYAN	1.98	16.20	None	0.00	16.20	1.8	10.80	1.0	1.00	11.80	75.0	11	5	5	10.0	5.34	12.25	61.11	9.17	75.76	144	
145	BARAGA	MAY ANN	B.	PINAMUNGAJAN	1.90	16.20	None	0.00	16.20	2	12.00	0.0	0.00	12.00	76.4	11	5	5	10.0	7.34	13.63	36.67	5.50	75.66	145.5	
146	DELA PENA	REZIL	B.	MADRIDEJOS	1.60	16.80	None	0.00	16.80	1.4	8.40	0.00	0.00	8.40	79.1	12	5	5	10.0	8.67	12.63	47.78	7.17	75.66	145.5	
147	BANGCOG	CIRILA	C.	TUBURAN 1	1.80	16.80	None	0.00	16.80	1	6.00	0.00	0.00	6.00	75.0	11	5	5	10.0	10.00	13.00	58.89	8.83	75.63	147.5	
148	CABIGON	GUILBERT	B.	SAN FERNANDO	1.70	16.80		0.00	16.80	1	6.00		0.00	6.00	76.0	11	5	5	10.0	10.00	15.00	45.56	6.83	75.63	147.5	
149	BATINDAAN	SWEET CHELLA	M.	DAANBANTAYAN 1	2.09	16.20		0.00	16.20	0.9	5.40		0.00	5.40	76.6	11	5	5	10.0	10.00	15.00	53.33	8.00	75.60	149	
150	FORROSUEO	GENCIL	P.	BANTAYAN 2	2.00	16.20		0.00	16.20	3	12.00		0.00	12.00	80.4	12	5	5	10.0	6.00	12.88	43.33	6.50	75.58	150	

*[Handwritten signatures and initials]*



Department of Education  
Region VII, Central Visayas  
**DIVISION OF CEBU PROVINCE**  
Old IPHO Building, Sudlon, Lahug  
Cebu City



**RECALIBRATED RANKING RESULTS - (ELEMENTARY LEVEL)**

**S.Y. 2016-2017**

( Based on DepEd Order No. 22, s. 2015)

No.	Name of Applicant			Address	A. EDUCATION (20%)					B. TEACHING EXPERIENCE (15%)					C. LET/PBET RATING (15%)		D. SPECIALIZED TRAINING (10%)			E. INTERVIEW (10%)	F. DEMONSTRATION-TEACHING (15%)	G. COMMUNICATION SKILLS (15%)		Total	Rank
					GWA	Eq. Points	Master's/Doctorate Degree	Eq. Points	TOTAL	Yr. & Mos.	Eq. Points	K/VT/L/OU-Funded Experience	Eq. Points	TOTAL	Rating	Pts.	Certificate	Skills Demo	TOTAL	Average	Average	EPT	0.15		
151	CAYACAP	ARLENE	T	GINATILAN	2.13	16.20		0.00	16.20	3	12.00		0.00	12.00	75.0	11	5	5	10.0	6.00	14.50	38.89	5.83	75.53	151
152	NOVAL	MA. FRESHHELLY		LILOAN	1.82	16.80	None	0.00	16.80	1	6.00	0.0	0.00	6.00	78.6	12	5	5	10.0	10.00	13.00	51.11	7.67	75.47	152
153	SABANATE	MARTHESA	T.	MOALBOAL	1.78	16.80	None	0.00	16.80	1.5	9.00	0.00	0.00	9.00	77.0	11	5	5	10.0	10.00	10.63	53.33	8.00	75.43	153
154	CAMARILLO	ANA VANESA	S.	ARGAO	1.88	16.80	None	0.00	16.80	1.4	8.40	0.0	0.00	8.40	75.2	11	5	5	10.0	8.67	13.38	47.78	7.17	75.41	154
155	FERNANDEZ	RHEA MAE	R.	SIBONGA	1.88	16.80	None	0.00	16.80	2	12.00	0.0	0.00	12.00	76.2	11	5	5	10.0	7.34	11.25	46.67	7.00	75.39	155
156	ABARQUEZ	ELVIRA	N	CONSOLACION	2.40	15.60	Master's Degree	1.00	16.60	2	12.00		0.00	12.00	75.0	11	5	5	10.0	7.34	11.75	44.44	6.67	75.36	156
157	PERALTA	MARISSA	G.	CARMEN	2.12	16.20	None	0.00	16.20	1.9	11.40	0.0	0.00	11.40	75.6	11	5	5	10.0	6.67	13.75	42.22	6.33	75.35	157
158	BONJOC	ANN CATHERINE	C.	CARMEN	2.00	16.20	None	0.00	16.20	1.3	7.80	1.0	1.00	8.80	75.0	11	5	5	10.0	7.34	13.00	60.00	9.00	75.34	158
159	MAMALIAS	CINDY ROSE	C.	ARGAO	1.79	16.80	None	0.00	16.80	1.1	6.60	0.00	0.00	6.60	78.8	12	5	5	10.0	10.00	11.75	54.44	8.17	75.32	159
160	INOC	LIGAYA	P.	CORDOVA	2.50	15.00	None	0.00	15.00	0.8	4.80	0.60	1.00	5.80	79.6	12	5	5	10.0	8.67	14.00	65.56	9.83	75.30	161
161	NARCA	JENFHELL	A.	ARGAO	1.70	16.80		0.00	16.80	2	12.00	0.00	0.00	12.00	82.0	13	5	5	10.0	10.00	13.50		0.00	75.30	161
162	TEPAN	MALYN	M.	DAANBANTAYAN 1	1.80	16.80		0.00	16.80	2.5	12.00		0.00	12.00	75.6	11	5	5	10.0	6.00	12.00	50.00	7.50	75.30	161
163	RAMERI	ARIANNE JOY	E	DALAGUETE 1	2.22	15.60		0.00	15.60	1.1	6.60		0.00	6.60	81.8	13	5	5	10.0	8.67	12.75	57.78	8.67	75.29	163
164	ECHAVES	JOANNE MARIE	T.	CORDOVA	2.00	16.20	None	0.00	16.20	1.4	8.40	0.00	0.00	8.40	79.0	12	5	5	10.0	7.34	14.50	45.56	6.83	75.27	164
165	BORDADORA	JEMAIMA	R	COMPOSTELA	1.28	18.00		0.00	18.00	2.8	12.00		0.00	12.00	79.6	12	0	0	0.0	9.34	14.25	64.44	9.67	75.26	165



**RECALIBRATED RANKING RESULTS - (ELEMENTARY LEVEL)**

**S.Y. 2016-2017**

(Based on DepEd Order No. 22, s. 2015)

No	Name of Applicant			Address	A. EDUCATION (20%)					B. TEACHING EXPERIENCE (15%)					C. LET/PBET RATING (15%)		D. SPECIALIZED TRAINING (10%)			E. INTERVIEW (10%)	F. DEMONSTRATION-TEACHING (15%)	G. COMMUNICATION SKILLS (15%)		Total	Rank
					GWA	Eq. Points	Master's/Doctorate Degree	Eq. Points	TOTAL	Yr. & Mos.	Eq. Points	KVT/LGU-Funded Experience	Eq. Points	TOTAL	Rating	Pts.	Certificate	Skills Demo	TOTAL	Average	Average	EPT	0.15		
166	CANILLO	GYNNALIN	L.	PINAMUNGAJAN 2	2.20	15.60	None	0.00	15.60	1.8	10.80	0.00	0.00	10.80	75.0	11	5	5	10.0	8.67	13.50	37.78	5.67	75.24	166
167	DESABILLE	JYRIEL	D.	BANTAYAN 2	2.02	16.20		0.00	16.20	0.8	4.80	0.00	0.00	4.80	79.2	12	5	5	10.0	8.67	12.88	71.11	10.67	75.21	167
168	ANDRADE	ODESSA	F.	SAN FRANCISCO	1.90	16.20	None	0.00	16.20	2	12.00	0.00	0.00	12.00	75.4	11	5	5	10.0	6.00	14.50	36.67	5.50	75.20	169.5
169	CABARON	WENDEL		MOALBOAL	1.98	16.20	None	0.00	16.20	1	6.00	0.00	0.00	6.00	77.8	11	5	5	10.0	8.67	14.50	58.89	8.83	75.20	169.5
170	MONTERO	JEAN		SAN FRANCISCO	1.74	16.80	None	0.00	16.80	0.85	5.10	0.00	0.00	5.10	75.0	11	5	5	10.0	10.00	13.63	57.78	8.67	75.20	169.5
171	VILLAMOR	JEMELYN	V.	ASTURIAS	2.17	16.20	None	0.00	16.20	1	6.00	0.00	0.00	6.00	81.6	13	5	5	10.0	8.00	13.50	56.67	8.50	75.20	169.5
172	BENTING	NIKKI	L.	ALEGRIA	1.73	16.80		0.00	16.80	0.8	4.80		0.00	4.80	80.8	12	5	5	10.0	8.67	14.75	54.44	8.17	75.19	172
173	ARNEJO	MURIELE ANNE	C.	SOGOD	1.82	16.80		0.00	16.80	1	6.00	0.00	0.00	6.00	75.2	11	5	5	10.0	10.00	14.50	45.56	6.83	75.13	173
174	MACASERO	JENELYN	R.	DUMANJUG	1.74	16.80	None	0.00	16.80	1	6.00	0.00	0.00	6.00	80.0	12	5	5	10.0	10.00	11.75	56.67	8.50	75.05	174
175	COLIPANO	JUDIFEL	A.	TUBURAN 1	1.72	16.80	None	0.00	16.80	1.2	7.20	0.00	0.00	7.20	75.0	11	5	5	10.0	8.67	13.38	53.33	8.00	75.04	175.5
176	LAURENTE	DIEN JOSEPH		SAN FRANCISCO	1.94	16.20	None	0.00	16.20	1.5	9.00	0.00	0.00	9.00	75.0	11	5	5	10.0	6.67	13.50	57.78	8.67	75.04	175.5
177	BARUTAG	IRENE GENEN	G.	PINAMUNGAJAN	1.59	17.40	None	0.00	17.40	1.2	7.20	0.0	0.00	7.20	77.4	11	5	5	10.0	8.67	13.38	48.89	7.33	74.97	177
178	ARPAY	CRISTINA		PINAMUNGAJAN	2.00	16.20	None	0.00	16.20	1.25	7.50	0.0	0.00	7.50	76.0	11	5	5	10.0	8.67	14.25	48.89	7.33	74.95	179
179	BRACERO	CARLYN MARIE	D.	SOGOD	2.03	16.20		0.00	16.20	1.5	9.00	0.00	0.00	9.00	75.0	11	5	5	10.0	8.67	12.75	48.89	7.33	74.95	179
180	ELARCOSA	JULIET	T.	MOALBOAL	2.18	16.20	None	0.00	16.20	5.4	12.00	0.00	0.00	12.00	75.0	11	5	5	10.0	10.00	8.25	50.00	7.50	74.95	179

*[Handwritten signatures]*



Department of Education  
Region VII, Central Visayas  
DIVISION OF CEBU PROVINCE  
Old IPHO Building, Sudlon, Lahug  
Cebu City



**RECALIBRATED RANKING RESULTS - (ELEMENTARY LEVEL)**

**S.Y. 2016-2017**

(Based on DepEd Order No. 22, s. 2015)

No	Name of Applicant			Address	A. EDUCATION (20%)					B. TEACHING EXPERIENCE (15%)					C. LET/PBET RATING (15%)		D. SPECIALIZED TRAINING (10%)			E. INTERVIEW (10%)	F. DEMONSTRATION-TEACHING (15%)	G. COMMUNICATION SKILLS (15%)		Total	Rank
					GWA	Eq. Points	Master's/Doctorate Degree	Eq. Points	TOTAL	Yr. & Mos.	Eq. Points	KVT/LGU-Funded Experience	Eq. Points	TOTAL	Rating	Pts.	Certificate	Skills Demo	TOTAL	Average	Average	EPT	0.15		
181	PUNAY	ARIEL		DAANBANTAY AN 2	2.26	15.60		0.00	15.60	1.0	6.00	0.00	0.00	6.00	80.0	12	5	5	10.0	7.34	14.00	66.67	10.00	74.94	181
182	GETALLA	MARY JEAN	M.	ARGAO	1.71	16.80	None	0.00	16.80	1	6.00	0.00	0.00	6.00	77.2	11	5	5	10.0	10.00	11.63	63.33	9.50	74.93	182
183	GALOPE	VANESSA	S.	BALAMBAN	2.13	16.20	None	0.00	16.20	1	6.00	0.00	0.00	6.00	76.0	11	5	5	10.0	10.00	13.38	55.56	8.33	74.91	183
184	ARCILLAS	ANACEL	D.	DAANBANTAY AN 2	1.97	16.20		0.00	16.20	1.6	9.60	0.00	0.00	9.60	77.4	11	5	5	10.0	8.67	12.25	47.78	7.17	74.89	184
185	SOLLANO	HERNAN		BORBON	1.89	16.80	None	0.00	16.80	1	6.00	0.00	0.00	6.00	77.6	11	5	5	10.0	10.00	13.25	52.22	7.83	74.88	185
186	ILUSTRISIMO	RONILO	Z.	STA. FE	2.00	16.20	None	0.00	16.20	5	12.00	0.00	0.00	12.00	75.4	11	5	5	10.0	5.34	13.50	45.56	6.83	74.87	186
187	GORNEZ	YZEL	G.	MOALBOAL	2.04	16.20	None	0.00	16.20	1	6.00	1.00	1.00	7.00	75.0	11	5	5	10.0	7.34	14.25	60.00	9.00	74.79	187
188	BATOCTOY	LELANIE JANE	M.	DALAGUETE 1	1.61	16.80		0.00	16.80	0.6	3.60		0.00	3.60	80.0	12	5	5	10.0	10.00	15.00	48.89	7.33	74.73	188
189	ARMECIN	APRIL LYNN		SOGOD	1.89	16.80		0.00	16.80	1	6.00	0.00	0.00	6.00	79.6	12	5	5	10.0	8.00	13.75	54.44	8.17	74.72	189.5
190	SARDIDO	RUBY	A.	ARGAO	1.70	16.80	None	0.00	16.80	1	6.00	0.00	0.00	6.00	79.2	12	5	5	10.0	10.00	11.75	54.44	8.17	74.72	189.5
191	CANONEO	ADORNI	B.	TABOGON	1.78	16.80	None	0.00	16.80	1	6.00	0.0	0.00	6.00	76.4	11	5	5	10.0	8.00	14.50	55.56	8.33	74.63	191
192	CAMPOS	CHERRY ANN	L.	BARILI 2	1.47	17.40		0.00	17.40	1.7	10.20	0.00	0.00	10.20	77.6	11	5	5	10.0	6.00	13.00	46.67	7.00	74.60	192.5
193	FRANCISCO	LILI JANE	T.	SAN REMEGIO	2.00	16.20	None	0.00	16.20	0.9	5.40	0.90	1.00	6.40	78.6	12	5	5	10.0	10.00	12.50	50.00	7.50	74.60	192.5
194	GELLA	CHONA	S.	ARGAO	1.70	16.80	None	0.00	16.80	1.2	7.20		0.00	7.20	75.0	11	5	5	10.0	10.00	11.25	55.56	8.33	74.58	194
195	LENDIO	RECHEL	V.	ALEGRIA	2.20	15.60		0.00	15.60	1.8	10.80	1.00	1.00	11.80	75.4	11	5	5	10.0	8.67	11.50	40.00	6.00	74.57	195

*[Handwritten signatures and initials]*



Department of Education  
Region VII, Central Visayas  
DIVISION OF CEBU PROVINCE  
Old IPHO Building, Sudlon, Lahug  
Cebu City



**RECALIBRATED RANKING RESULTS - (ELEMENTARY LEVEL)**

**S.Y. 2016-2017**

(Based on DepEd Order No. 22, s. 2015)

No	Name of Applicant			Address	A. EDUCATION (20%)					B. TEACHING EXPERIENCE (15%)				C. LET/PBET RATING (15%)		D. SPECIALIZED TRAINING (10%)			E. INTERVIEW (10%)	F. DEMONSTRATION-TEACHING (15%)	G. COMMUNICATION SKILLS (15%)		Total	Rank	
					GWA	Eq. Points	Master's/Doctorate Degree	Eq. Points	TOTAL	Yr. & Mos.	Eq. Points	KV/ LGU-Funded Experience	Eq. Points	TOTAL	Rating	Pts.	Certificate	Skills Demo	TOTAL	Average	Average	EPT			0.15
196	REDILA	LELIT	P.	MALABUYOC	1.75	16.80		0.00	16.80	1	6.00	0.00	6.00	76.8	11	5	5	10.0	9.34	14.25	47.78	7.17	74.56	196	
197	PIAAR	AIMIE	V.	SAN REMEGIO 1	1.82	16.80		0.00	16.80	1.9	11.40	0.00	11.40	75.4	11	5	5	10.0	8.67	10.50	41.11	6.17	74.54	197	
198	NONOL	QUENIE LOU	T.	CATMON	1.95	16.20		0.00	16.20	1	6.00	0.00	6.00	80.2	12	5	5	10.0	8.00	13.63	57.78	8.67	74.50	198	
199	PANARES	HELLA VERNIE	M.B.	PINAMUNGAN 2	1.73	16.80	None	0.00	16.80	1	6.00	0.00	6.00	78.4	12	5	5	10.0	7.34	14.00	55.56	8.33	74.47	199	
200	CARIAGA	JASHEN	S.	DUMANJUG	1.71	16.80	None	0.00	16.80	0.9	5.40	0.00	5.40	77.2	11	5	5	10.0	8.67	14.25	55.56	8.33	74.45	200.5	
201	PANARES	CONSTANCIA	L.	BANTAYAN	1.93	16.20	None	0.00	16.20	3.6	12.00	0.0	12.00	76.2	11	5	5	10.0	4.00	14.25	46.67	7.00	74.45	200.5	
202	ATILLO	IRISH	E.	BARILI 2	1.80	16.80		0.00	16.80	1.8	10.80	12.00	3.00	13.80	77.8	11	5	5	10.0	0.00	15.00	52.22	7.83	74.43	202
203	TAYO	AIRENE	M.	MEDELLIN	2.11	16.20		0.00	16.20	1.2	7.20	0.00	7.20	75.0	11	5	5	10.0	7.34	13.50	61.11	9.17	74.41	203	
204	CABILAN	MARY ERLYN	S.	TABOGON	1.86	16.80	None	0.00	16.80	0.8	4.80	0.00	4.80	75.0	11	5	5	10.0	8.00	14.63	61.11	9.17	74.40	204	
205	DAMILES	ROWEZA	A.	CARMEN	1.89	16.80	None	0.00	16.80	1	6.00	0.0	6.00	82.8	13	5	5	10.0	8.67	12.25	51.11	7.67	74.39	205	
206	RONDEZ	BABY JEAN	D.	BANTAYAN	1.66	16.80	None	0.00	16.80	1.9	11.40	0.0	11.40	77.0	11	5	5	10.0	3.34	14.50	48.89	7.33	74.37	206	
207	CUESTA	GENEVA LOUISE	T.	LILUAN	1.93	16.20	None	0.00	16.20	1.8	10.80	0.0	10.80	80.8	12	5	5	10.0	8.67	8.50	54.44	8.17	74.34	207	
208	LIBRANDO	REBECCA	M.	CATMON	2.13	16.20		0.00	16.20	3.9	12.00	0.00	12.00	76.0	11	5	5	10.0	5.34	13.13	44.44	6.67	74.33	208	
209	ESCARAN	GIRLY	P.	MINGLANILLA 1	1.70	16.80		0.00	16.80	1	6.00	0.00	6.00	76.2	11	5	5	10.0	10.00	12.00	56.67	8.50	74.30	210	
210	ESCULTOR	ANNA MAE	A	DAANBANTAYAN 1	1.69	16.80		0.00	16.80	1	6.00	0.00	6.00	78.4	12	5	5	10.0	6.67	13.50	62.22	9.33	74.30	210	

*[Handwritten signatures and initials]*



Department of Education  
Region VII, Central Visayas  
**DIVISION OF CEBU PROVINCE**  
Old IPHO Building, Sudlon, Lahug  
Cebu City



**RECALIBRATED RANKING RESULTS - (ELEMENTARY LEVEL)**

**S.Y. 2016-2017**

(Based on DepEd Order No. 22, s. 2015)

No	Name of Applicant			Address	A. EDUCATION (20%)					B. TEACHING EXPERIENCE (15%)					C. LET/PBET RATING (15%)		D. SPECIALIZED TRAINING (10%)			E. INTERVIEW (10%)	F. DEMONSTRATION-TEACHING (15%)	G. COMMUNICATION SKILLS (15%)		Total	Rank
					GWA	Eq. Points	Master's/Doctorate Degree	Eq. Points	TOTAL	Yr. & Mos.	Eq. Points	KV/ LGU-Funded Experience	Eq. Points	TOTAL	Rating	Pts.	Certificate	Skills Demo	TOTAL	Average	Average	EPT	0.15		
211	JANGALAY	CHLOE MAE	M.	ARGAO 2	1.76	16.80	None	0.00	16.80	0.5	3.00	0.00	0.00	3.00	78.4	12	5	5	10.0	10.00	15.00	50.00	7.50	74.30	210
212	TAGYAMON	SHEENA MARIE	G.	RONDA	1.71	16.80		0.00	16.80	1.95	11.70	1.00	1.00	12.70	77.0	11	5	5	10.0	4.67	11.75	48.89	7.33	74.25	212
213	CATAPUSAN	GLODEVINA		TOLEDO CITY	1.65	16.80	None	0.00	16.80	1.1	6.60	0.0	0.00	6.60	76.0	11	5	5	10.0	7.34	14.00	56.67	8.50	74.24	213
214	MAMOLO	SHELAMAE	R	ARGAO	2.23	15.60		0.00	15.60	1	6.00	0.00	0.00	6.00	77.8	11	5	5	10.0	8.67	14.63	55.56	8.33	74.22	214
215	TOLIBAO	RENA JEAN	G.	PORO	1.80	16.80		0.00	16.80	1.2	7.20	1.2	1.00	8.20	77.2	11	5	5	10.0	8.00	12.88	48.89	7.33	74.21	215
216	GABIANA	NIÑA MAY	B.	ALOGUINSAN	2.12	16.20		0.00	16.20	1	6.00		0.00	6.00	79.2	12	5	5	10.0	8.67	14.50	45.56	6.83	74.20	216
217	CANETE	ANA FE	N	RONDA	1.59	17.40		0.00	17.40	1	6.00		0.00	6.00	79.4	12	5	5	10.0	7.34	12.75	57.78	8.67	74.16	217
218	MATELA	ETHEL	C.	ASTURIAS	1.80	16.80	None	0.00	16.80	1	6.00	0.00	0.00	6.00	75.0	11	5	5	10.0	9.34	14.00	46.67	7.00	74.14	218
219	GILA	CRUSELLA MAY	Q.	BANTAYAN	1.70	16.80	None	0.00	16.80	1.9	11.40	0.0	0.00	11.40	78.4	12	5	5	10.0	3.34	12.25	55.56	8.33	74.12	219.5
220	PUVADORA	SHERYLL	T.	TABOGON	2.15	16.20	None	0.00	16.20	1.0	6.00	0.00	0.00	6.00	77.4	11	5	5	10.0	8.00	14.25	57.78	8.67	74.12	219.5
221	TAOC	MARY ANN	O.	MEDELLIN	2.03	16.20	None	0.00	16.20	1	6.00	0.0	0.00	6.00	77.8	11	5	5	10.0	8.00	13.38	63.33	9.50	74.08	221
222	TORREVILLAS	MARIGOLD	L.	MEDELLIN	2.29	15.60	None	0.00	15.60	1	6.00	0.0	0.00	6.00	75.0	11	5	5	10.0	8.67	14.63	54.44	8.17	74.06	222
223	DAYAGANON	GREGORIA	A	SIBONGA	1.90	16.20		0.00	16.20	0.8	4.80		0.00	4.80	79.2	12	5	5	10.0	10.00	13.38	51.11	7.67	74.05	223.5
224	YBAÑEZ	ERGEN	C.	BANTAYAN 2	1.80	16.80		0.00	16.80	2.2	12.00		0.00	12.00	76.0	11	5	5	10.0	4.67	12.25	48.89	7.33	74.05	223.5
225	MANGUBAT	MACREN	A.	TUBURAN 1	1.93	16.20	None	0.00	16.20	1	6.00	0.00	0.00	6.00	77.4	11	5	5	10.0	8.67	14.00	54.44	8.17	74.04	225





Department of Education  
Region VII, Central Visayas  
**DIVISION OF CEBU PROVINCE**  
Old IPHO Building, Sudlon, Lahug  
Cebu City



**RECALIBRATED RANKING RESULTS - (ELEMENTARY LEVEL)**

**S.Y. 2016-2017**

(Based on DepEd Order No. 22, s. 2015)

No	Name of Applicant			Address	A. EDUCATION (20%)					B. TEACHING EXPERIENCE (15%)					C. LET/PBET RATING (15%)		D. SPECIALIZED TRAINING (10%)			E. INTERVIEW (10%)	F. DEMONSTRATION-TEACHING (15%)	G. COMMUNICATION SKILLS (15%)		Total	Rank
					GWA	Eq. Points	Master's/Doctorate Degree	Eq. Points	TOTAL	Yr. & Mos.	Eq. Points	KVTI/LGU-Funded Experience	Eq. Points	TOTAL	Rating	Pts.	Certificate	Skills Demo	TOTAL	Average	Average	EPT	0.15		
226	MANCIO	ROBELYN		MADRIDEJOS	1.80	16.80	None	0.00	16.80	2	12.00	2.0	2.00	14.00	80.6	12	5	5	10.0	3.34	11.38	43.33	6.50	74.01	226
227	SIASAR	ROWENA	T.	TUBURAN 1	1.94	16.20	None	0.00	16.20	4	12.00	2.00	2.00	14.00	75.0	11	5	5	10.0	6.67	11.63	30.00	4.50	73.99	227
228	KIAMCO	KENNY		CARMEN	1.59	17.40	None	0.00	17.40	0	0.00	0.0	0.00	0.00	82.6	13	5	5	10.0	10.00	14.25	62.22	9.33	73.98	228
229	TAPAYAN	FRITZIEBEL	P.	COMPOSTELA	1.86	16.80		0.00	16.80	0.8	4.80	0.00	0.00	4.80	75.0	11	5	5	10.0	8.67	13.88	58.89	8.83	73.97	229
230	DESUCATAN	ADHEL	Y.	BANTAYAN	2.00	16.20	None	0.00	16.20	3.2	12.00	0.0	0.00	12.00	75.0	11	5	5	10.0	3.34	14.38	46.67	7.00	73.91	230
231	GIMENA	LOURDES	G.	PORO	2.22	15.60		0.00	15.60	1.2	7.20	1.0	1.00	8.20	76.8	11	5	5	10.0	8.67	12.75	51.11	7.67	73.89	231
232	MUAÑA	MARIE FAYE	F	SAN FRANCISCO	1.85	16.80		0.00	16.80	0.7	4.20		0.00	4.20	78.6	12	5	5	10.0	9.34	14.38	47.78	7.17	73.88	232
233	MAGLASANG	CHARLYN		CONSOLACION	1.85	16.80		0.00	16.80	0.8	4.80		0.00	4.80	78.0	12	5	5	10.0	10.00	12.25	53.33	8.00	73.85	233
234	CAINGLES	MA. JENELYN	E	DALAGUETE 1	1.70	16.80		0.00	16.80	0.2	1.20		0.00	1.20	80.6	12	5	5	10.0	10.00	15.00	58.89	8.83	73.83	234.5
235	PUYOS	LODEBITA	M.	TABOGON	1.78	16.80	None	0.00	16.80	0.2	1.20	0.0	0.00	1.20	76.0	11	5	5	10.0	10.00	15.00	65.55	9.83	73.83	234.5
236	OLOFERNES	GODFREY	S.	SAN FRANCISCO	1.78	16.80	None	0.00	16.80	0.6	3.60	0.00	0.00	3.60	75.0	11	5	5	10.0	9.80	14.78	52.22	7.83	73.81	236
237	DACLAN	LEA ROSE		TUBURAN 2	2.18	16.20		0.00	16.20	0.6	3.60		0.00	3.60	81.0	13	5	5	10.0	8.00	13.00	66.67	10.00	73.80	237
238	DEL MAR	FLORDELIZ	I.	DUMANJUG	1.75	16.80	None	0.00	16.80	0.3	1.80	0.00	0.00	1.80	78.0	12	5	5	10.0	10.00	15.00	54.44	8.17	73.77	238.5
239	PENAS	LUTCHIE	E.	CARMEN	2.07	16.20	None	0.00	16.20	0.9	5.40	0.0	0.00	5.40	76.8	11	5	5	10.0	8.67	14.00	56.67	8.50	73.77	238.5
240	VILLARIN	MERGIE	P.	MINGLANILLA 2	1.94	16.20	None	0.00	16.20	1	6.00	1.00	1.00	7.00	80.8	12	5	5	10.0	10.00	12.38	41.11	6.17	73.75	240



Department of Education  
Region VII, Central Visayas  
**DIVISION OF CEBU PROVINCE**  
Old IPHO Building, Sudlon, Lahug  
Cebu City



**RECALIBRATED RANKING RESULTS - (ELEMENTARY LEVEL)**

**S.Y. 2016-2017**

( Based on DepEd Order No. 22, s. 2015)

No	Name of Applicant			Address	A. EDUCATION (20%)					B. TEACHING EXPERIENCE (15%)					C. LET/PBET RATING (15%)		D. SPECIALIZED TRAINING (10%)			E. INTERVIEW (10%)	F. DEMONSTRATION-TEACHING (15%)	G. COMMUNICATION SKILLS (15%)		Total	Rank
					GWA	Eq. Points	Master's/Doctorate Degree	Eq. Points	TOTAL	Yr. & Mos.	Eq. Points	KVT/LGU-Funded Experience	Eq. Points	TOTAL	Rating	Pts.	Certificate	Skills Demo	TOTAL	Average	Average	EPT	0.15		
241	COSMIANO	GLOAN	B.	BANTAYAN	1.62	16.80		0.00	16.80	1	6.00		0.00	6.00	77.4	11	5	5	10.0	8.67	12.25	60.00	9.00	73.72	241.5
242	ROXAS	CARREN	V.	ALCOY	1.80	16.80	None	0.00	16.80	2	12.00	0.00	0.00	12.00	75.0	11	5	5	10.0	6.00	11.25	44.44	6.67	73.72	241.5
243	MUNDO	ANN		BORBON	2.70	15.00	None	0.00	15.00	1.1	6.60	0.10	1.00	7.60	76.0	11	5	5	10.0	8.67	13.25	54.44	8.17	73.69	243
244	CUEVA	MARJANE	N	BANTAYAN 2	1.70	16.80		0.00	16.80	2.3	12.00	0.10	1.00	13.00	77.0	11	5	5	10.0	5.34	10.88	44.44	6.67	73.68	244
245	ILUSTRISIMO	JHOGIE	S.	STA. FE	1.78	16.80	None	0.00	16.80	0.5	3.00	0.00	0.00	3.00	75.4	11	5	5	10.0	10.00	14.98	52.22	7.83	73.61	245
246	ALDAVA	FLORDELIN	M.	SAN FERNANDO	1.87	16.80		0.00	16.80	0.7	4.20		0.00	4.20	79.4	12	5	5	10.0	8.67	14.75	47.78	7.17	73.59	247
247	MOLIT	BOBBIE	P.	TUBURAN 1	1.77	16.80	None	0.00	16.80	0.45	2.70	0.00	0.00	2.70	78.4	12	5	5	10.0	8.67	14.25	61.11	9.17	73.59	247
248	SANCHEZ	ANGELICA	P.	MINGLANILLA	1.65	16.80	None	0.00	16.80	1	6.00		0.00	6.00	77.8	11	5	5	10.0	8.67	12.13	60.00	9.00	73.59	247
249	ARENZA	SHERYL	T.	CARMEN	1.94	16.20	None	0.00	16.20	1.35	8.10	0.0	0.00	8.10	77.4	11	5	5	10.0	6.00	14.25	53.33	8.00	73.55	249.5
250	MAXILOM	ELICAR	A	TUBURAN 2	1.80	16.80		0.00	16.80	1	6.00	1.0	1.00	7.00	78.0	12	5	5	10.0	6.00	12.75	60.00	9.00	73.55	249.5
251	BENIS	CHENADE	D.	DAANBANTAYAN 2	1.93	16.20		0.00	16.20	3.7	12.00		0.00	12.00	75.0	11	5	5	10.0	4.67	12.00	51.11	7.67	73.54	251
252	DESAMPARADO	ALICIA	S.	BANTAYAN	1.92	16.20	None	0.00	16.20	2	12.00	0.0	0.00	12.00	79.4	12	5	5	10.0	4.00	12.00	48.89	7.33	73.53	252
253	LACANILAO	EVANGELINE	I	ALCANTARA	1.79	16.80		0.00	16.80	1.8	10.80		0.00	10.80	78.8	12	5	5	10.0	7.34	9.25	48.89	7.33	73.52	253
254	DELA CERNA	NOVENA AMOR	M.	TABUELAN	2.10	16.20	None	0.00	16.20	1.2	7.20	0.00	0.00	7.20	75.0	11	5	5	10.0	8.67	13.25	47.78	7.17	73.49	254.5
255	LEOPOLDO	IVORY	T.	CORDOVA	1.91	16.20	None	0.00	16.20	1	6.00	0.30	1.00	7.00	78.8	12	5	5	10.0	8.67	12.13	50.00	7.50	73.49	254.5

*[Handwritten signatures and initials]*



Department of Education  
Region VII, Central Visayas  
**DIVISION OF CEBU PROVINCE**  
Old IPHO Building, Sudlon, Lahug  
Cebu City



**RECALIBRATED RANKING RESULTS - (ELEMENTARY LEVEL)**

**S.Y. 2016-2017**

(Based on DepEd Order No. 22, s. 2015)

No	Name of Applicant			Address	A. EDUCATION (20%)					B. TEACHING EXPERIENCE (15%)					C. LET/PBET RATING (15%)		D. SPECIALIZED TRAINING (10%)			E. INTERVIEW (10%)	F. DEMONSTRATION-TEACHING (16%)	G. COMMUNICATION SKILLS (15%)		Total	Rank
					GWA	Eq. Points	Master's/Doctorate Degree	Eq. Points	TOTAL	Yr. & Mos.	Eq. Points	KV/T/LGU-Funded Experience	Eq. Points	TOTAL	Rating	Pts.	Certificate	Skills Demo	TOTAL	Average	Average	EPT	0.15		
256	ARCILLA	DEODENNIS	A.	ASTURIAS	2.19	16.20	None	0.00	16.20	0.2	1.20	0.00	0.00	1.20	80.2	12	5	5	10.0	10.00	13.75	68.89	10.33	73.48	256
257	SUARING	MARY ROSE	V.	MINGLANILLA 1	1.80	16.80		0.00	16.80	2.3	12.00		0.00	12.00	75.0	11	5	5	10.0	4.67	11.00	53.33	8.00	73.47	257
258	MALUMAY	ROXAN	Y	BANTAYAN 2	2.10	16.20		0.00	16.20	4.2	12.00		0.00	12.00	75.8	11	5	5	10.0	4.67	11.25	55.56	8.33	73.45	258
259	CATAPUSAN	AIMIE	G	TOLEDO CITY	1.69	16.80	None	0.00	16.80	1	6.00	0.00	0.00	6.00	76.8	11	5	5	10.0	8.67	14.13	45.56	6.83	73.42	259
260	CAYME	GENALYN	V.	DALAGUETE 1	1.75	16.80		0.00	16.80	0.8	4.80		0.00	4.80	75.0	11	5	5	10.0	10.00	13.75	46.67	7.00	73.35	261
261	LIBRADILLA	ESTEFANY CLAIR	Q.	ALEGRIA	1.87	16.80		0.00	16.80	0.3	1.80		0.00	1.80	78.0	12	5	5	10.0	10.00	14.75	53.33	8.00	73.35	261
262	VILLANUEVA	MYLEN	J.	CONSOLACION	1.61	16.80	None	0.00	16.80	0.8	4.80	0.00	0.00	4.80	80.4	12	5	5	10.0	8.00	13.25	56.67	8.50	73.35	261
263	SEDAVIA	JUBILL	S.	BANTAYAN	1.76	16.80	None	0.00	16.80	1.7	10.20	0.0	0.00	10.20	75.0	11	5	5	10.0	4.00	14.50	45.56	6.83	73.33	263
264	RODRIGO	MARY ANN	C.	DAANBANTAYAN 2	2.30	15.60		0.00	15.60	1.2	7.20		0.00	7.20	77.2	11	5	5	10.0	5.34	14.50	64.44	9.67	73.31	264
265	PACILLOS	STEPHANIE	D.	BANTAYAN	2.09	16.20	None	0.00	16.20	3.8	12.00	0.0	0.00	12.00	75.0	11	5	5	10.0	4.67	12.75	44.44	6.67	73.29	265
266	DE JESUS	LARA MAE	D.	CONSOLACION	1.91	16.20	None	0.00	16.20	1	6.00	0.00	0.00	6.00	79.0	12	5	5	10.0	8.00	13.75	48.89	7.33	73.28	266.5
267	PERAS	CINDY	C.	ARGAO 2	1.86	16.80		0.00	16.80	0.1	0.60	0.10	1.00	1.60	75.6	11	5	5	10.0	10.00	14.38	63.33	9.50	73.28	266.5
268	ESCULTOR	GRENDSELL	B.	SAN REMEGIO	1.66	16.80	None	0.00	16.80	0.8	4.80	0.00	0.00	4.80	77.8	11	5	5	10.0	8.67	13.50	56.67	8.50	73.27	268
269	SEBALLO	RACHEL	S.	COMPOSTELA	1.81	16.80		0.00	16.80	1	6.00		0.00	6.00	77.2	11	5	5	10.0	8.67	13.63	47.78	7.17	73.26	269
270	VILLACAMPA	CINDERELA	S.	BANTAYAN	1.61	16.80	None	0.00	16.80	1.2	7.20	0.00	0.00	7.20	75.4	11	5	5	10.0	8.67	11.88	51.11	7.67	73.21	270



Department of Education  
Region VII, Central Visayas  
DIVISION OF CEBU PROVINCE  
Old IPHO Building, Sudlon, Lahug  
Cebu City



### RECALIBRATED RANKING RESULTS - (ELEMENTARY LEVEL)

S.Y. 2016-2017

(Based on DepEd Order No. 22, s. 2015)

No	Name of Applicant			Address	A. EDUCATION (20%)					B. TEACHING EXPERIENCE (15%)					C. LET/PBET RATING (15%)		D. SPECIALIZED TRAINING (10%)			E. INTERVIEW (10%)	F. DEMONSTRATION-TEACHING (15%)	G. COMMUNICATION SKILLS (15%)		Total	Rank
					GWA	Eq. Points	Master's/Doctorate Degree	Eq. Points	TOTAL	Yr. & Mos.	Eq. Points	KVT/ LGU-Funded Experience	Eq. Points	TOTAL	Rating	Pts.	Certificate	Skills Demo	TOTAL	Average	Average	EPT	0.15		
271	APORADO	RYLLE LOUIE	D.	BADIAN	2.03	16.20	None	0.00	16.20	1	6.00	0.00	0.00	6.00	75.8	11	5	5	10.0	10.00	13.50	43.33	6.50	73.20	271
272	SARONA	JAHNESA	A.	ARGAO 2	1.69	16.80		0.00	16.80	0.8	4.80	0.00	0.00	4.80	76.6	11	5	5	10.0	10.00	12.25	55.56	8.33	73.18	272
273	CONEJO	PERLY JEN	B.	ASTURIAS	1.58	17.40	None	0.00	17.40	0.4	2.40	0.00	0.00	2.40	75.0	11	5	5	10.0	9.34	14.00	60.00	9.00	73.14	273
274	TATANG	BRIAN KEN	G	SAMBOAN	1.58	17.40		0.00	17.40	0.4	2.40	0.00	0.00	2.40	77.0	11	5	5	10.0	10.00	15.00	48.89	7.33	73.13	274
275	SIGUE	DIANA GRACE		BALAMBAN	1.92	16.20	None	0.00	16.20	0	0.00	0.00	0.00	0.00	79.4	12	5	5	10.0	10.00	14.75	67.76	10.16	73.11	275
276	TANJAY	JOAN MARIE	C.	COMPOSTELA	1.78	16.80		0.00	16.80	0.4	2.40		0.00	2.40	78.6	12	5	5	10.0	8.67	13.88	62.22	9.33	73.07	276
277	BATUSBATUSAN	JAYCEL	U.	MADRIDEJOS	1.50	17.40	None	0.00	17.40	0.9	5.40	0.0	0.00	5.40	82.2	13	5	5	10.0	4.67	13.75	58.89	8.83	73.05	277
278	MONTECILLO	MITZI	H.	SOGOD	2.10	16.20		0.00	16.20	1.0	6.00	1.00	1.00	7.00	76.0	11	5	5	10.0	8.67	14.00	41.11	6.17	73.04	278
279	SARDONCILLO	CHAIN	V.	ARGAO	1.90	16.20		0.00	16.20	1	6.00	0.00	0.00	6.00	75	11	5	5	10.0	10.00	13.00	45.56	6.83	73.03	279
280	YCONG	JASSEL	T.	CORDOVA	1.60	16.80	None	0.00	16.80	2.4	12.00	0.00	0.00	12.00	76.4	11	5	5	10.0	8.67	14.50		0.00	72.97	280
281	JUMAWAN	CHERRY MAE	A	SAN REMEGIO 1	2.11	16.20		0.00	16.20	2	12.00		0.00	12.00	81.2	13	0	0	0.0	9.34	14.25	54.44	8.17	72.96	281
282	BARANGGAN	MARICEL	M.	BARILI	1.99	16.20		0.00	16.20	0.2	1.20		0.00	1.20	78.8	12	5	5	10.0	10.00	15.00	56.67	8.50	72.90	282
283	CARCEDO	GLADYS	O.	MALABUYOC	1.82	16.80		0.00	16.80	2	12.00	2.0	2.00	14.00	75.0	11	0	0	0.0	10.00	14.25	45.56	6.83	72.88	283
284	AVILA	MA. ISABEL	G.	BARILI 2	1.93	16.20		0.00	16.20	0	1.80	0.20	1.00	2.80	80.4	12	5	5	10.0	8.67	13.38	65.56	9.83	72.87	285
285	BARAGO	LORAIN MAY	M.	SAN FERNANDO	1.90	16.20		0.00	16.20	0	0.00		0.00	0.00	79.2	12	5	5	10.0	10.00	15.00	64.44	9.67	72.87	285

*[Handwritten signatures and initials]*



Department of Education  
Region VII, Central Visayas  
DIVISION OF CEBU PROVINCE  
Old IPHO Building, Sudlon, Lahug  
Cebu City



**RECALIBRATED RANKING RESULTS - (ELEMENTARY LEVEL)**

**S.Y. 2016-2017**

(Based on DepEd Order No. 22, s. 2015)

No	Name of Applicant			Address	A. EDUCATION (20%)					B. TEACHING EXPERIENCE (15%)					C. LET/PBET RATING (15%)		D. SPECIALIZED TRAINING (10%)			E. INTERVIEW (10%)	F. DEMONSTRATION-TEACHING (15%)	G. COMMUNICATION SKILLS (15%)		Total	Rank
					GWA	Eq. Points	Master's/Doctorate Degree	Eq. Points	TOTAL	Yr. & Mos.	Eq. Points	KVT/LGU-Funded Experience	Eq. Points	TOTAL	Rating	Pts.	Certificate	Skills Demo	TOTAL	Average	Average	EPT	0.15		
286	ORTIZ	FLORTEZA	F.	LILLOAN	1.90	16.20	None	0.00	16.20	3	12.00	0.0	0.00	12.00	78.0	12	5	5	10.0	8.00	8.00	44.44	6.67	72.87	285
287	CANETE	GEMAYEL HAYD	U.	CORDOVA	2.30	15.60	None	0.00	15.60	0	0.00	0.00	0.00	0.00	81.6	13	5	5	10.0	8.67	14.25	75.56	11.33	72.85	287
288	BIRONDO	EMILIE		ARGAO	1.80	16.80	None	0.00	16.80	4	12.00	4.00	2.00	14.00	77.8	11	0	0	0.0	10.00	14.50	43.33	6.50	72.80	288
289	SEBIAL	MARGELYN	M.	PINAMUNGAJAN 2	2.10	16.20	None	0.00	16.20	1	6.00	0.00	0.00	6.00	75.0	11	5	5	10.0	8.67	13.25	51.11	7.67	72.79	289
290	BARRAL	ROSALIE	M.	SAN FRANCISCO	1.70	16.80	None	0.00	16.80	1.3	7.80	0.00	0.00	7.80	75.0	11	5	5	10.0	7.34	14.50	35.56	5.33	72.77	290
291	VILLAROSA	LYNDON	B.	MEDELLIN	2.05	16.20	None	0.00	16.20	0	0.00	0.0	0.00	0.00	83.0	13	5	5	10.0	10.00	14.88	57.78	8.67	72.75	291
292	JOSEPH	HERLA	L	MINGLANILLA 1	1.79	16.80		0.00	16.80	4	12.00		0.00	12.00	75.0	11	5	5	10.0	7.34	9.75	38.89	5.83	72.72	292.5
293	TABOADA	JODENIA	E.	BADIAN	1.72	16.80	None	0.00	16.80	0	0.00	0.00	0.00	0.00	81.2	13	5	5	10.0	10.00	14.25	57.78	8.67	72.72	292.5
294	BAUTISTA	SHERLYN		MINGLANILLA	1.73	16.80	None	0.00	16.80	2	12.00	0.0	0.00	12.00	81.8	13	0	0	0.0	10.00	12.38	56.67	8.50	72.68	294.5
295	DAVIS	MARIVIC	C.	ARGAO	1.80	16.80	None	0.00	16.80	2.1	12.00	0.00	0.00	12.00	79.6	12	5	5	10.0	10.00	11.88		0.00	72.68	294.5
296	ESGANA	GINALYN	C.	STA. FE	1.86	16.80	None	0.00	16.80	1.9	11.40	0.0	0.00	11.40	75.0	11	5	5	10.0	5.34	11.63	43.33	6.50	72.66	296
297	CAMPANER	MARICRIS	S.	ARGAO	1.84	16.80	None	0.00	16.80	1.8	10.80	0.00	0.00	10.80	75.6	11	5	5	10.0	4.67	11.88	50.00	7.50	72.64	297
298	PUGOSA	JAYCIEL	M.	PILAR	1.84	16.80	None	0.00	16.80	1.2	7.20	0.00	0.00	7.20	75.6	11	5	5	10.0	6.67	13.75	47.78	7.17	72.59	298
299	AGUILAR	ROWENA	A	BARILI 1	2.51	15.00		0.00	15.00	1.6	9.60	1.00	1.00	10.60	75.0	11	5	5	10.0	7.34	11.25	48.89	7.33	72.52	299.5
300	GIDO	MA. LIZA		MADRIDEJOS	1.49	17.40	None	0.00	17.40	1.2	7.20	0.0	0.00	7.20	75.4	11	5	5	10.0	5.34	14.25	48.89	7.33	72.52	299.5

*[Handwritten signatures and initials]*



Department of Education  
Region VII, Central Visayas  
DIVISION OF CEBU PROVINCE  
Old IPHO Building, Sudlon, Lahug  
Cebu City



**RECALIBRATED RANKING RESULTS - (ELEMENTARY LEVEL)**

**S.Y. 2016-2017**

(Based on DepEd Order No. 22, s. 2015)

No	Name of Applicant			Address	A. EDUCATION (20%)					B. TEACHING EXPERIENCE (15%)					C. LET/PBET RATING (15%)		D. SPECIALIZED TRAINING (10%)			E. INTERVIEW (10%)	F. DEMONSTRATION-TEACHING (15%)	G. COMMUNICATION SKILLS (15%)		Total	Rank
					GWA	Eq. Points	Master's/Doctorate Degree	Eq. Points	TOTAL	Yr. & Mos.	Eq. Points	KV/T/LGU-Funded Experience	Eq. Points	TOTAL	Rating	Pts.	Certificate	Skills Demo	TOTAL	Average	Average	EPT	0.15		
301	OLIVAROS	FEBBY	A	ALCANTARA	1.87	16.80		0.00	16.80	1	6.00	1.00	1.00	7.00	76.2	11	5	5	10.0	10.00	11.38	42.22	6.33	72.51	301
302	ALMONICAR	MERICRIS	O	STA. FE	2.01	16.20	None	0.00	16.20	1.7	10.20	0.0	0.00	10.20	75.0	11	5	5	10.0	6.67	12.25	41.11	6.17	72.49	302.5
303	TROCIO	STEFANNY ROZES	S.	CARMEN	1.90	16.20	None	0.00	16.20	0.7	4.20	0.7	1.00	5.20	75.2	11	5	5	10.0	8.67	13.25	54.44	8.17	72.49	302.5
304	DELA CRUZ	VANESSA		BALAMBAN	1.90	16.20	None	0.00	16.20	1.2	7.20	0.00	0.00	7.20	75.0	11	5	5	10.0	8.00	12.75	48.89	7.33	72.48	304
305	ABAQUITA	KIMBERLY		MINGLANILLA	1.97	16.20	None	0.00	16.20	0.6	3.60	0.0	0.00	3.60	77.0	11	5	5	10.0	10.00	13.00	57.78	8.67	72.47	305
306	GOMEZ	TRICIA RAYE		MALABUYOC	2.69	15.00	None	0.00	15.00	0.9	5.40	0.00	0.00	5.40	76.6	11	5	5	10.0	8.67	15.00	48.89	7.33	72.40	306
307	BUHIA	RICHELLE	A.	ASTURIAS	1.98	16.20	None	0.00	16.20	0	0.00	0.00	0.00	0.00	82.0	13	5	5	10.0	8.67	13.50	73.33	11.00	72.37	307
308	LOON	CHERRY CLAIRE	G	SAN FRANCISCO	1.62	16.80		0.00	16.80	1.05	6.30		0.00	6.30	79.4	12	5	5	10.0	8.00	11.25	53.33	8.00	72.35	308
309	BLANCO	MARY CHERLYN	L	ALCANTARA	2.01	16.20		0.00	16.20	0.8	4.80		0.00	4.80	78.2	12	5	5	10.0	10.00	12.50	45.56	6.83	72.33	309
310	BONGHANOY	JOVELYN	A.	CARMEN	1.95	16.20	None	0.00	16.20	4	12.00	0.0	0.00	12.00	76.0	11	5	5	10.0	4.67	11.75	44.44	6.67	72.29	310
311	OSABEL	ELIZA	C.	MEDELLIN	1.87	16.80	None	0.00	16.80	1	6.00	0.0	0.00	6.00	76.0	11	5	5	10.0	7.34	13.75	48.89	7.33	72.22	311
312	ALICAWAY	MICHELLE	P.	SAN FERNANDO	2.58	15.00		0.00	15.00	0.4	2.40		0.00	2.40	75.0	11	5	5	10.0	10.00	14.13	64.44	9.67	72.20	312.5
313	YAGONO	KIMBERLY	P.	PINAMUNGAJAN	1.90	16.20	None	0.00	16.20	0	0.00	0.0	0.00	0.00	82.0	13	5	5	10.0	10.00	15.00	53.33	8.00	72.20	312.5
314	PADAYOGDOG	PINKY	S.	CONSOLACION	1.78	16.80	None	0.00	16.80	0.2	1.20	0.00	0.00	1.20	80.8	12	5	5	10.0	10.00	13.50	57.78	8.67	72.17	314
315	BAULITA	NAOME		MADRIDEJOS	1.57	17.40	None	0.00	17.40	0.2	1.20	0.0	0.00	1.20	79.8	12	5	5	10.0	10.00	14.88	44.44	6.67	72.15	315.5

*[Handwritten signatures and initials]*



Department of Education  
Region VII, Central Visayas  
DIVISION OF CEBU PROVINCE  
Old IPHO Building, Sudlon, Lahug  
Cebu City



**RECALIBRATED RANKING RESULTS - (ELEMENTARY LEVEL)**

**S.Y. 2016-2017**

(Based on DepEd Order No. 22, s. 2015)

No	Name of Applicant			Address	A. EDUCATION (20%)					B. TEACHING EXPERIENCE (15%)					C. LET/PBET RATING (15%)		D. SPECIALIZED TRAINING (10%)			E. INTERVIEW (10%)	F. DEMONSTRATION-TEACHING (15%)	G. COMMUNICATION SKILLS (15%)		Total	Rank
					GWA	Eq. Points	Master's/Doctorate Degree	Eq. Points	TOTAL	Yr. & Mos.	Eq. Points	KV/ LGU-Funded Experience	Eq. Points	TOTAL	Rating	Pts.	Certificate	Skills Demo	TOTAL	Average	Average	EPT	0.15		
316	PUNAY	CHRISTIAN MAR	B.	CORDOVA	1.92	16.20	None	0.00	16.20	0	0.00	0.00	0.00	0.00	82.4	13	5	5	10.0	9.34	14.25	62.40	9.36	72.15	315.5
317	BAYBAYON	JAY KRIS	V.	BARILI	1.06	18.00		0.00	18.00	2	12.00		0.00	12.00	80.8	12			0.0	10.00	12.63	50.00	7.50	72.13	317
318	ALON	JERRA	M.	BANTAYAN	2.00	16.20	None	0.00	16.20	2.4	12.00	0.0	0.00	12.00	77.6	11	5	5	10.0	3.34	12.75	45.56	6.83	72.12	318.5
319	LABANDERO	SHEILA MARIE	G.	BALAMBAN 2	1.61	16.80	None	0.00	16.80	1.9	11.40	0.00	0.00	11.40	75.0	11	5	5	10.0	0.00	14.25	57.78	8.67	72.12	318.5
320	VAILOCES	JOLENE	P.	MOALBOAL	1.93	16.20	None	0.00	16.20	0.8	4.80	0.00	0.00	4.80	76.8	11	5	5	10.0	7.34	14.25	56.67	8.50	72.09	320
321	MAQUILAN	MELJOY	P.	SOGOD	1.93	16.20		0.00	16.20	0.8	4.80	0.00	0.00	4.80	75.00	11	5	5	10.0	10.00	12.25	52.22	7.83	72.08	321
322	FERNANDEZ	JYRA MAE	M.	CARMEN	1.98	16.20	None	0.00	16.20	1.2	7.20	0.6	1.00	8.20	76.8	11	5	5	10.0	4.67	14.00	53.33	8.00	72.07	322
323	BURMAN	CHERRY	C.	SIBONGA	1.87	16.80	None	0.00	16.80	1.2	7.20	0.0	0.00	7.20	75.0	11	5	5	10.0	7.34	11.38	55.56	8.33	72.04	323
324	ROILES	JUSTIN	T	SAN FERNANDO	2.06	16.20		0.00	16.20	1.9	11.40		0.00	11.40	82.0	13	0	0	0.0	8.67	14.75	53.33	8.00	72.02	324
325	LAWAS	JENNY	B.	SAN FERNANDO	1.93	16.20		0.00	16.20	2	12.00		0.00	12.00	78.6	12	0	0	0.0	10.00	14.63	47.78	7.17	72.00	325
326	GIDUCOS	MARYCRIS	A.	STA. FE	1.67	16.80	None	0.00	16.80	1.9	11.40	0.00	0.00	11.40	75.8	11	5	5	10.0	3.34	12.13	48.89	7.33	71.99	326
327	TURA	JEREEN FAITH	P.	CORDOVA	1.90	16.20	None	0.00	16.20	0.9	5.40	0.00	0.00	5.40	77.2	11	5	5	10.0	9.34	12.88	47.78	7.17	71.98	327
328	GO	LERMA	M.	BALAMBAN	2.29	15.60	None	0.00	15.60	1.2	7.20	1.00	1.00	8.20	75.0	11	5	5	10.0	7.34	14.50	35.56	5.33	71.97	329
329	JALALON	HANNAH JANE	T	SIBONGA	1.60	16.80		0.00	16.80	0	0.00		0.00	0.00	78.6	12	5	5	10.0	10.00	15.00	54.44	8.17	71.97	329
330	MANGUILIMOTAN	JOSHUA	A.	ALOGUINSAN	1.74	16.80	None	0.00	16.80	0	0.00	0.00	0.00	0.00	78.8	12	5	5	10.0	10.00	14.00	61.11	9.17	71.97	329

*[Handwritten signatures and initials]*



Department of Education  
Region VII, Central Visayas  
DIVISION OF CEBU PROVINCE  
Old IPHO Building, Sudlon, Lahug  
Cebu City



**RECALIBRATED RANKING RESULTS - (ELEMENTARY LEVEL)**

**S.Y. 2016-2017**

(Based on DepEd Order No. 22, s. 2015)

No	Name of Applicant		Address	A. EDUCATION (20%)					B. TEACHING EXPERIENCE (15%)					C. LET/PBET RATING (15%)		D. SPECIALIZED TRAINING (10%)			E. INTERVIEW (10%)	F. DEMONSTRATION-TEACHING (15%)	G. COMMUNICATION SKILLS (15%)		Total	Rank
				GWA	Eq. Points	Master's/Doctorate Degree	Eq. Points	TOTAL	Yr. & Mos.	Eq. Points	KV/ LGU-Funded Experience	Eq. Points	TOTAL	Rating	Pts.	Certificate	Skills Demo	TOTAL	Average	Average	EPT	0.15		
331	FORMENTERA	MARIA CHRISTINA	SAN FRANCISCO	1.61	16.80	None	0.00	16.80	0.4	2.40	0.00	0.00	2.40	79.0	12	5	5	10.0	7.34	13.75	64.44	9.67	71.96	331
332	CORDETA	MARIBETH	CARMEN	2.15	16.20	None	0.00	16.20	2.2	12.00	1.8	1.00	13.00	75.2	11	5	5	10.0	2.00	12.75	46.67	7.00	71.95	332.5
333	DELFIN	SHIELLA ANGELICA	BALAMBAN	2.01	16.20	None	0.00	16.20	0.2	1.20	0.00	0.00	1.20	81.0	13	5	5	10.0	10.00	14.38	47.78	7.17	71.95	332.5
334	TACUMBA	JENNIFER N.	LILLOAN	2.25	15.60	None	0.00	15.60	3	12.00	0.00	0.00	12.00	75.4	11	5	5	10.0	8.00	9.13	41.11	6.17	71.90	334
335	ALCAREZ	JERMENIA C.	ARGAO	1.73	16.80	None	0.00	16.80	0.5	3.00	0.00	0.00	3.00	81.2	13	5	5	10.0	10.00	9.75	62.22	9.33	71.88	335
336	BONGALOS	LILIAN O.	TUBURAN 2	1.91	16.20		0.00	16.20	1	6.00	1.0	1.00	7.00	77.4	11	5	5	10.0	8.67	13.00	40.00	6.00	71.87	336
337	TOLERO	GERALYN S.	ARGAO 2	1.86	16.80		0.00	16.80	0.8	4.80	0.80	1.00	5.80	77.4	11	5	5	10.0	7.34	14.25	44.44	6.67	71.86	337
338	ALONZO	SHIELA V.	DALAGUETE 2	1.75	16.80		0.00	16.80	0.5	3.00		0.00	3.00	75.0	11	5	5	10.0	10.00	13.00	53.33	8.00	71.80	339
339	FAJARDO	JOAN R.	TUBURAN 1	1.60	16.80	None	0.00	16.80	0	0.00	0.00	0.00	0.00	76.0	11	5	5	10.0	10.00	15.00	60.00	9.00	71.80	339
340	MODEQUILLO	CRISTINE ANN D.	ALOGUINSAN	1.86	16.80	None	0.00	16.80	0	0.00	0.00	0.00	0.00	75.0	11	5	5	10.0	10.00	15.00	60.00	9.00	71.80	339
341	APAS	LEI ANN T.	CONSOLACION	1.57	17.40		0.00	17.40	0	0.00	0.00	0.00	0.00	82.4	13	5	5	10.0	9.34	14.00	53.33	8.00	71.74	341.5
342	SALA	DESIRIE C.	CONSOLACION	2.10	16.20	None	0.00	16.20	1	6.00	0.00	0.00	6.00	75.4	11	5	5	10.0	7.34	12.38	58.89	8.83	71.74	341.5
343	ABAPO	MARIA LORENA C.	SIBONGA	1.69	16.80		0.00	16.80	0.3	1.80	0.00	0.00	1.80	81.8	13	5	5	10.0	8.67	11.63	65.56	9.83	71.72	343.5
344	GATCHALIAN	JUSTIN MAE B.	CONSOLACION	2.20	15.60		0.00	15.60	0.7	4.20	0.00	0.00	4.20	75.00	11	5	5	10.0	10.00	14.75	41.11	6.17	71.72	343.5
345	CATANA	SHERIE MAE P.	BOGO CITY	1.95	16.20	None	0.00	16.20	1	6.00	0.00	0.00	6.00	75.0	11	5	5	10.0	8.67	13.50	42.22	6.33	71.70	345.5

*[Handwritten signatures and initials]*





Department of Education  
Region VII, Central Visayas  
DIVISION OF CEBU PROVINCE  
Old IPHO Building, Sudlon, Lahug  
Cebu City



**RECALIBRATED RANKING RESULTS - (ELEMENTARY LEVEL)**

**S.Y. 2016-2017**

(Based on DepEd Order No. 22, s. 2015)

No	Name of Applicant			Address	A. EDUCATION (20%)					B. TEACHING EXPERIENCE (15%)					C. LET/PBET RATING (15%)		D. SPECIALIZED TRAINING (10%)			E. INTERVIEW (10%)	F. DEMONSTRATION-TEACHING (15%)	G. COMMUNICATION SKILLS (15%)		Total	Rank
					GWA	Eq. Points	Master's/Doctorate Degree	Eq. Points	TOTAL	Yr. & Mos.	Eq. Points	KV/ LGU-Funded Experience	Eq. Points	TOTAL	Rating	Pts.	Certificate	Skills Demo	TOTAL	Average	Average	EPT	0.15		
346	COGAL	MARICEL	N.	LILUAN	1.90	16.20	None	0.00	16.20	3.3	12.00	3.3	2.00	14.00	76.2	11	0	0	0.0	8.67	14.50	48.89	7.33	71.70	345.5
347	TAC-AL	RINA	D.	BANTAYAN	1.36	17.40	None	0.00	17.40	0.9	5.40	0.0	0.00	5.40	76.8	11	5	5	10.0	6.00	13.38	56.67	8.50	71.68	347
348	ENTERO	FRITZIE	P.	SAN FERNANDO	1.69	16.80		0.00	16.80	0.2	1.20		0.00	1.20	77.0	11	5	5	10.0	10.00	15.00	51.11	7.67	71.67	348
349	CORTEZ	NESECEL	C.	BALAMBAN	2.05	16.20	None	0.00	16.20	0.6	3.60	0.00	0.00	3.60	77.2	11	5	5	10.0	8.67	14.50	51.11	7.67	71.64	349.5
350	RACOMA	MARILYN	A	MINGLANILLA 1	2.38	15.60		0.00	15.60	3.8	12.00		0.00	12.00	75.4	11	5	5	10.0	4.67	11.38	46.67	7.00	71.64	349.5
351	ATIL	AMANCIA	T.	PINAMUNGAJAN	1.63	16.80	None	0.00	16.80	0	0.00	0.00	0.00	0.00	81.4	13	5	5	10.0	10.00	15.00	45.56	6.83	71.63	352
352	FERNANDEZ	MARYVIC NIÑA	B.	DALAGUETE 1	1.74	16.80		0.00	16.80	0	0.00		0.00	0.00	80.0	12	5	5	10.0	10.00	15.00	52.22	7.83	71.63	352
353	GADIANA	MARY ANN	D.	MALABUYOC	1.76	16.80		0.00	16.80	0	0.00		0.00	0.00	77.0	11	5	5	10.0	10.00	14.50	62.22	9.33	71.63	352
354	CARREON	BRIAN CRISTIAN	M.	DUMANUG	1.90	16.20	None	0.00	16.20	3.6	12.00	2.00	2.00	14.00	77.6	11			0.0	6.67	13.75	66.67	10.00	71.62	354
355	DE JESUS	ODELLA	T	BARILI 1	1.90	16.20		0.00	16.20	1.4	8.40		0.00	8.40	75.0	11	5	5	10.0	7.34	12.00	44.44	6.67	71.61	355
356	DAYAP	IAN	R.	ARGAO	1.97	16.20	None	0.00	16.20	1	6.00	1.00	1.00	7.00	81.4	13	5	5	10.0	8.67	8.00	57.78	8.67	71.54	357
357	RESABA	RAISA	R.	BALAMBAN	2.43	15.60	None	0.00	15.60	0.9	5.40	0.00	0.00	5.40	75.2	11	5	5	10.0	8.67	14.38	43.33	6.50	71.54	357
358	ZAMORA	FILMA	A.	ARGAO	1.79	16.80	None	0.00	16.80	1.2	7.20		0.00	7.20	75.0	11	5	5	10.0	8.67	11.38	43.33	6.50	71.54	357
359	NIESE	FLORDELISA	V.	OSLOB	1.68	16.80	None	0.00	16.80	0.4	2.40	0.00	0.00	2.40	75.0	11	5	5	10.0	10.00	14.50	45.56	6.83	71.53	359
360	LIBRADILLA	MARIBEL	R.	ALEGRIA	1.62	16.80		0.00	16.80	0.8	4.80	0.00	0.00	4.80	75.0	11	5	5	10.0	8.67	11.25	60.00	9.00	71.52	360

*[Handwritten signatures and initials]*



Department of Education  
Region VII, Central Visayas  
**DIVISION OF CEBU PROVINCE**  
Old IPHO Building, Sudlon, Lahug  
Cebu City



**RECALIBRATED RANKING RESULTS - (ELEMENTARY LEVEL)**

**S.Y. 2016-2017**

(Based on DepEd Order No. 22, s. 2015)

No	Name of Applicant			Address	A. EDUCATION (20%)					B. TEACHING EXPERIENCE (15%)					C. LET/PBET RATING (15%)		D. SPECIALIZED TRAINING (10%)			E. INTERVIEW (10%)	F. DEMONSTRATION-TEACHING (15%)	G. COMMUNICATION SKILLS (15%)		Total	Rank
					GWA	Eq. Points	Master's/Doctorate Degree	Eq. Points	TOTAL	Yr. & Mos.	Eq. Points	KVT/LOU-Funded Experience	Eq. Points	TOTAL	Rating	Pts.	Certificate	Skills Demo	TOTAL	Average	Average	EPT	0.15		
361	CABILLO	LINIE	S.	CONSOLACION	1.65	16.80		0.00	16.80	3	12.00		0.00	12.00	76.4	11	0	0	0.0	10.00	14.38	48.89	7.33	71.51	361
362	BUCOG	RENE ROSE	V.	RONDA	1.73	16.80		0.00	16.80	1	6.00	1.00	1.00	7.00	76.0	11	5	5	10.0	6.67	13.50	43.33	6.50	71.47	363
363	DINOPOL	MIGUELINA	B.	OSLOB	1.80	16.80	None	0.00	16.80	3	12.00	0.00	0.00	12.00	80.0	12	0	0	0.0	7.34	15.00	55.56	8.33	71.47	363
364	NILLAS	NANCY	M.	GINATILAN	1.77	16.80		0.00	16.80	0.5	3.00		0.00	3.00	75.0	11	5	5	10.0	8.67	14.50	50.00	7.50	71.47	363
365	JERUSALEM	ROGEMEN		PINAMUNGAJAN 2	1.78	16.80	None	0.00	16.80	0.4	2.40	0.00	0.00	2.40	77.4	11	5	5	10.0	10.00	12.50	57.78	8.67	71.37	365
366	JURADO	GRACE	R.	BARILI 2	2.14	16.20		0.00	16.20	1.3	7.80	1.00	1.00	8.80	75.0	11	5	5	10.0	7.34	12.50	36.67	5.50	71.34	366
367	YCOT	FOURY	S.	CORDOVA	2.20	15.60	None	0.00	15.60	1	6.00	0.60	1.00	7.00	75.0	11	5	5	10.0	8.00	12.38	48.89	7.33	71.31	367
368	LACABA	CHONA MAY	B.	ASTURIAS	1.59	17.40	None	0.00	17.40	0.4	2.40	0.00	0.00	2.40	75.0	11	5	5	10.0	8.67	14.00	52.22	7.83	71.30	368
369	PIOQUINTO	MARIFE	C.	OSLOB	2.17	16.20	None	0.00	16.20	7	12.00		0.00	12.00	77.4	11	0	0	0.0	8.67	14.75	57.78	8.67	71.29	369
370	BITON	VIVIENLEIGH	C.	COMPOSTELA	2.24	15.60		0.00	15.60	12	12.00		0.00	12.00	78.0	12	0	0	0.0	10.00	13.50	54.44	8.17	71.27	371
371	GUINITA	ROXANNE HONE	R.	TABUELAN	1.90	16.20	None	0.00	16.20	0.4	2.40	0.00	0.00	2.40	77.8	11	5	5	10.0	10.00	13.50	54.44	8.17	71.27	371
372	SERGIO	ROSEMARIE	R.	ALEGRIA	2.33	15.60		0.00	15.60	6.00	12.00		0.00	12.00	76.8	11	0	0	0.0	10.00	14.50	54.44	8.17	71.27	371
373	RIVERA	MHARR ECLYPHO	O	DALAGUETE 2	1.74	16.80		0.00	16.80	0.4	2.40		0.00	2.40	78.0	12	5	5	10.0	8.67	12.50	58.89	8.83	71.20	373
374	BOLO	MARITES	A.	MINGLANILLA	1.70	16.80	None	0.00	16.80	2	12.00	0.0	0.00	12.00	75.0	11	5	5	10.0	10.00	11.38		0.00	71.18	374
375	DANDAN	RESHNA	A.	MINGLANILLA 2	2.04	16.20	None	0.00	16.20	1	6.00	0.00	0.00	6.00	76.4	11	5	5	10.0	10.00	10.13	52.22	7.83	71.16	375.5

*[Handwritten signatures and initials]*



**RECALIBRATED RANKING RESULTS - (ELEMENTARY LEVEL)**

**S.Y. 2016-2017**

(Based on DepEd Order No. 22, s. 2015)

No	Name of Applicant			Address	A. EDUCATION (20%)					B. TEACHING EXPERIENCE (15%)					C. LET/PBET RATING (15%)		D. SPECIALIZED TRAINING (10%)			E. INTERVIEW (10%)	F. DEMONSTRATION-TEACHING (15%)	G. COMMUNICATION SKILLS (15%)		Total	Rank
					GWA	Eq. Points	Master's/Doctorate Degree	Eq. Points	TOTAL	Yr. & Mos.	Eq. Points	KV/ LGU-Funded Experience	Eq. Points	TOTAL	Rating	Pts.	Certificate	Skills Demo	TOTAL	Average	Average	EPT	0.15		
376	PRESBETERO	KRESTLE HOPE	P.	SOGOD	1.52	17.40		0.00	17.40	0.3	1.80	0.00	0.00	1.80	81.6	13	5	5	10.0	8.00	12.63	55.56	8.33	71.16	375.5
377	BELARMINO	MA LOURDES	C.	BADIAN	1.77	16.80		0.00	16.80	1	6.00	0.00	0.00	6.00	75.20	11	5	5	10.0	8.67	11.50	47.78	7.17	71.14	378
378	CAL	MECHIEL	R.	CARMEN	2.00	16.20	None	0.00	16.20	1.1	6.60	0.8	1.00	7.60	76.8	11	5	5	10.0	5.34	15.00	40.00	6.00	71.14	378
379	VILLAVER	NESIREE	T.	PINAMUNGAJAN 2	1.87	16.80	None	0.00	16.80	0.5	3.00	0.00	0.00	3.00	77.2	11	5	5	10.0	8.67	14.50	47.78	7.17	71.14	378
380	ANIBAN	JESUS JR.		MADRIDEJOS	2.24	15.60	None	0.00	15.60	0.4	2.40	0.0	0.00	2.40	75.0	11	5	5	10.0	10.00	13.63	56.67	8.50	71.13	380
381	BANTILAN	MELODY	M.	DAANBANTAYAN 1	1.50	17.40		0.00	17.40	0.3	1.80		0.00	1.80	79.8	12	5	5	10.0	10.00	12.75	47.78	7.17	71.12	382
382	CARIADO	CRISTINE	M.	ASTURIAS	2.07	16.20	None	0.00	16.20	0	0.00	0.00	0.00	0.00	82.8	13	5	5	10.0	10.00	14.25	51.11	7.67	71.12	382
383	NINAL	EUNELYN	L.	PINAMUNGAJAN 2	1.74	16.80	None	0.00	16.80	0.9	5.40	0.00	0.00	5.40	75.0	11	5	5	10.0	6.00	13.75	54.44	8.17	71.12	382
384	CABAHUG	CHARISE JOY	H.	SAN REMEGIO 1	1.90	16.20		0.00	16.20	0.4	2.40		0.00	2.40	75.0	11	5	5	10.0	10.00	13.50	53.33	8.00	71.10	386
385	LANGGA	KEY	D.	TUBURAN 1	1.77	16.80	None	0.00	16.80	0	0.00	0.00	0.00	0.00	75.0	11	5	5	10.0	10.00	14.63	57.78	8.67	71.10	386
386	QUIÑO	CHARESA	J	COMPOSTELA	1.95	16.20		0.00	16.20	0.9	5.40		0.00	5.40	77.6	11	5	5	10.0	8.67	13.50	42.22	6.33	71.10	386
387	SON	MARCHIMIE		COMPOSTELA	1.74	16.80		0.00	16.80	0.8	4.80		0.00	4.80	76.2	11	5	5	10.0	8.00	13.00	50.00	7.50	71.10	386
388	VISITACION	GERLIE	D.	MOALBOAL	2.20	15.60	None	0.00	15.60	7	12.00	0.00	0.00	12.00	75.0	11	5	5	10.0	6.00	11.00	36.67	5.50	71.10	386
389	BANDOLON	JUNRIE		MADRIDEJOS	1.30	17.40	None	0.00	17.40	0	0.00	0.0	0.00	0.00	77.8	11	5	5	10.0	10.00	15.00	51.11	7.67	71.07	389
390	BALOBO	CHARISSE MAE		BALAMBAN	2.12	16.20	None	0.00	16.20	0.85	5.10	0.00	0.00	5.10	77.0	11	5	5	10.0	7.34	13.75	51.11	7.67	71.06	390

*[Handwritten signatures and initials]*



**RECALIBRATED RANKING RESULTS - (ELEMENTARY LEVEL)**

**S.Y. 2016-2017**

(Based on DepEd Order No. 22, s. 2015)

No.	Name of Applicant			Address	A. EDUCATION (20%)					B. TEACHING EXPERIENCE (15%)					C. LET/PBET RATING (15%)		D. SPECIALIZED TRAINING (10%)			E. INTERVIEW (10%)	F. DEMONSTRATION-TEACHING (15%)	G. COMMUNICATION SKILLS (15%)		Total	Rank
					GWA	Eq. Points	Master's/Doctorate Degree	Eq. Points	TOTAL	Yr. & Mos.	Eq. Points	KV/ LGU-Funded Experience	Eq. Points	TOTAL	Rating	Pts	Certificate	Skills Demo	TOTAL	Average	Average	EPT	0.15		
391	DELOSTRICO	BERALYN	S.	ALEGRIA	1.85	16.80		0.00	16.80	2.0	12.00		0.00	12.00	75.0	11			0.0	10.00	14.75	43.33	6.50	71.05	391
392	LAYESE	WILMA		BANTAYAN	2.20	15.60	None	0.00	15.60	1.4	8.40	0.0	0.00	8.40	79.2	12	5	5	10.0	4.67	11.88	56.67	8.50	71.04	392
393	VILLASENCIO	SHIELA	C.	MINGLANILLA 1	2.29	15.60		0.00	15.60	1	6.00		0.00	6.00	77.8	11	5	5	10.0	8.67	11.75	53.33	8.00	71.02	393
394	MANUGAS	MERIE JAY	V.	SAN FERNANDO	1.65	16.80		0.00	16.80	0	0.00		0.00	0.00	80.0	12	5	5	10.0	10.00	15.00	47.78	7.17	70.97	394
395	BALBERO	MARYCRIST	A	LILOAN	1.90	16.20	None	0.00	16.20	0	0.00	0.00	0.00	0.00	79.0	12	5	5	10.0	8.00	14.25	70.00	10.50	70.95	395
396	ALICAWAY	ESTERLITA	A	SAN FERNANDO	2.35	15.60		0.00	15.60	2.9	12.00	2.90	2.00	14.00	75.0	11	0	0	0.0	8.00	14.50	52.22	7.83	70.93	396.5
397	SASIL	MONETTE	E	SAN FERNANDO	1.60	16.80		0.00	16.80	1.8	10.80		0.00	10.80	75.6	11	0	0	0.0	10.00	15.00	48.89	7.33	70.93	396.5
398	CABATAS	ROSALIE	T.	TOLEDO CITY	1.64	16.80	None	0.00	16.80	0.67	4.02	0.0	0.00	4.02	75.0	11	5	5	10.0	7.34	13.75	53.33	8.00	70.91	398
399	BENDANILLO	MARIA TERESA	C.	GINATILAN	1.65	16.80		0.00	16.80	0	0.00		0.00	0.00	78.2	12	5	5	10.0	8.67	14.75	57.78	8.67	70.89	399
400	DACALOS	KATHERINE	S.	MINGLANILLA	1.90	16.20		0.00	16.20	2	12.00	0.00	0.00	12.00	75.6	11	0	0	0.0	10.00	13.50	54.44	8.17	70.87	401
401	LUCERNAS	CATHERINE	D.	SAN FRANCISCO	1.75	16.80	None	0.00	16.80	0.45	2.70	0.00	0.00	2.70	75.6	11	5	5	10.0	8.67	14.38	48.89	7.33	70.87	401
402	MANGUBAT	MA. TERESA		MADRIDEJOS	1.92	16.20	None	0.00	16.20	4.2	12.00	0.0	0.00	12.00	76.6	11	5	5	10.0	2.67	12.50	43.33	6.50	70.87	401
403	DIAMANTE	RYAN JOSEPH	N.	TUBURAN 1	1.63	16.80	None	0.00	16.80	0.85	5.10	0.00	0.00	5.10	75.0	11	5	5	10.0	7.34	13.13	50.00	7.50	70.86	403.5
404	MENORIAS	JUDEHVIL	M.	BALAMBAN 2	1.72	16.80	None	0.00	16.80	0.6	3.60	0.00	0.00	3.60	75.0	11	5	5	10.0	7.34	14.63	50.00	7.50	70.86	403.5
405	BOTILLA	MAY	M.	CATMON	2.08	16.20		0.00	16.20	0.9	5.40		0.00	5.40	76.2	11	5	5	10.0	8.67	13.75	38.89	5.83	70.85	405

*[Handwritten signatures and initials]*



Department of Education  
Region VII, Central Visayas  
**DIVISION OF CEBU PROVINCE**  
Old IPHO Building, Sudlon, Lahug  
Cebu City



**RECALIBRATED RANKING RESULTS - (ELEMENTARY LEVEL)**

**S.Y. 2016-2017**

(Based on DepEd Order No. 22, s. 2015)

No	Name of Applicant			Address	A. EDUCATION (20%)					B. TEACHING EXPERIENCE (15%)					C. LET/PBET RATING (15%)		D. SPECIALIZED TRAINING (10%)			E. INTERVIEW (10%)	F. DEMONSTRATION-TEACHING (15%)	G. COMMUNICATION SKILLS (15%)		Total	Rank
					GWA	Eq. Points	Master's/Doctorate Degree	Eq. Points	TOTAL	Yr. & Mos.	Eq. Points	KVT/LGU-Funded Experience	Eq. Points	TOTAL	Rating	Pts.	Certificate	Skills Demo	TOTAL	Average	Average	EPT	0.15		
406	EULDAN	VIRGILIO		CARMEN	1.89	16.80	None	0.00	16.80	0.2	1.20	0.0	0.00	1.20	80.0	12	5	5	10.0	8.00	15.00	52.22	7.83	70.83	406.5
407	TANO	VANNICA	P.	BOLJOON	1.73	16.80	None	0.00	16.80	1.7	10.20	0.00	0.00	10.20	77.2	11	0	0	0.0	10.00	13.50	62.22	9.33	70.83	406.5
408	BRABANTE	KENNETH		BALAMBAN	2.16	16.20	None	0.00	16.20	0	0.00	0.00	0.00	0.00	79.2	12	5	5	10.0	8.67	14.63	62.22	9.33	70.82	408
409	CALAGO	JASSEL	B.	DUMANJUG	1.85	16.80	None	0.00	16.80	0	0.00	0.00	0.00	0.00	79.6	12	5	5	10.0	10.00	15.00	46.67	7.00	70.80	409
410	JUDILLA	LILETH	C.	CONSOLACION	2.35	15.60		0.00	15.60	0.6	3.60	0.00	0.00	3.60	76.8	11	5	5	10.0	8.00	14.25	55.53	8.33	70.78	410
411	BORDADORA	GENEVA HAZEL	J.	CORDOVA	2.24	15.60	None	0.00	15.60	0.2	1.20	0.00	0.00	1.20	78.4	12	5	5	10.0	7.34	14.63	66.67	10.00	70.76	411.5
412	FAMULAGAN	FLORENDA	F.	ARGAO	1.77	16.80	None	0.00	16.80	0	0.00	0.00	0.00	0.00	83.0	13	5	5	10.0	10.00	12.13	58.89	8.83	70.76	411.5
413	LAYAOG	BERNADETH	D.	STA. FE	1.80	16.80	None	0.00	16.80	0.2	1.20	0.00	0.00	1.20	79.4	12	5	5	10.0	8.67	13.25	58.89	8.83	70.75	413
414	RODRIGUEZ	JACKIE LOU	C.	MOALBOAL	1.82	16.80	None	0.00	16.80	1	6.00	0.00	0.00	6.00	76.6	11	5	5	10.0	10.00	11.25	37.78	5.67	70.72	414
415	GLIOCAM	ARMANDO	G.	ALEGRIA	1.82	16.80		0.00	16.80	0.40	2.40	0.00	0.00	2.40	76.2	11	5	5	10.0	7.34	14.50	57.78	8.67	70.71	415
416	BELOGOLO	ANALISA	Z.	DUMANJUG	1.95	16.20	None	0.00	16.20	2	12.00	2.00	2.00	14.00	76.8	11	0	0	0.0	10.00	11.00	56.67	8.50	70.70	416
417	ILLUT	IRIS MARJORIE	A.	MOALBOAL	1.79	16.80	None	0.00	16.80		0.00		0.00	0.00	77.0	11	5	5	10.0	8.67	14.50	64.44	9.67	70.64	417
418	CANOY	MARY ANNE	O.	GINATILAN	2.00	16.20		0.00	16.20	0	0.00		0.00	0.00	77.0	11	5	5	10.0	10.00	14.75	57.78	8.67	70.62	418.5
419	STA. RITA	APPLE	D.	SAN REMEGIO 1	1.94	16.20		0.00	16.20	0	0.00		0.00	0.00	80.0	12	5	5	10.0	10.00	12.75	64.44	9.67	70.62	418.5
420	ABREGANA	EMILY MAY		DALAGUETE 1	1.85	16.80		0.00	16.80	0	0.00		0.00	0.00	80.8	12	5	5	10.0	10.00	13.63	54.44	8.17	70.60	420.5



Department of Education  
Region VII, Central Visayas  
DIVISION OF CEBU PROVINCE  
Old IPHO Building, Sudlon, Lahug  
Cebu City



**RECALIBRATED RANKING RESULTS - (ELEMENTARY LEVEL)**

**S.Y. 2016-2017**

(Based on DepEd Order No. 22, s. 2015)

No	Name of Applicant			Address	A. EDUCATION (20%)					B. TEACHING EXPERIENCE (15%)					C. LET/PBET RATING (15%)		D. SPECIALIZED TRAINING (10%)			E. INTERVIEW (10%)	F. DEMONSTRATION-TEACHING (15%)	G. COMMUNICATION SKILLS (15%)		Total	Rank
					GWA	Eq. Points	Master's/Doctorate Degree	Eq. Points	TOTAL	Yr. & Mos.	Eq. Points	KV/ LGU-Funded Experience	Eq. Points	TOTAL	Rating	Pts.	Certificate	Skills Demo	TOTAL	Average	Average	EPT	0.15		
421	SENCIO	JANICE	J.	CARMEN	2.06	16.20	None	0.00	16.20	0.9	5.40	0.0	0.00	5.40	75.0	11	5	5	10.0	8.00	14.00	40.00	6.00	70.60	420.5
422	CAÑADILLA	JANE EDEN	A	MINGLANILLA 1	1.70	16.80		0.00	16.80	0.2	1.20		0.00	1.20	82.4	13	5	5	10.0	8.67	11.25	64.44	9.67	70.59	422
423	AMACNA	SENIE	N.	ALCOY	1.50	17.40	None	0.00	17.40	0	0.00	0.00	0.00	0.00	80.2	12	5	5	10.0	10.00	13.00	54.44	8.17	70.57	423
424	GONZAGA	JEAN CHEL	O.	ARGAO	1.58	17.40	None	0.00	17.40	0	0.00	0.00	0.00	0.00	82.6	13	5	5	10.0	7.34	12.75	66.67	10.00	70.49	424
425	ANCAJAS	MARIE ROSE		CONSOLACION	1.90	16.20		0.00	16.20		0.00		0.00	0.00	78.4	12	5	5	10.0	9.34	14.25	57.78	8.67	70.46	425
426	GIDAYAWAN	ROSCCELL		MADRIDEJOS	1.63	16.80	None	0.00	16.80	0.3	1.80	0.0	0.00	1.80	75.6	11	5	5	10.0	10.00	14.50	42.22	6.33	70.43	426
427	MANGUILIMOTAN	ELAINE	M.	ALOGUINSAN	1.88	16.80	None	0.00	16.80	0.7	4.20	0.00	0.00	4.20	77.6	11	5	5	10.0	6.00	14.75	51.11	7.67	70.42	427.5
428	PELAYO	ROSELYN		BORBON	1.77	16.80	None	0.00	16.80	1	6.00	1.00	1.00	7.00	75.4	11	5	5	10.0	4.67	13.63	48.89	7.33	70.42	427.5
429	LIBATO	FELMARIE	D	ALCANTARA	1.62	16.80	None	0.00	16.80	0	0.00	0.00	0.00	0.00	82.4	13	5	5	10.0	8.67	11.25	71.11	10.67	70.39	429
430	TIROL	MAYROSE	D.	CORDOVA	1.82	16.80	None	0.00	16.80	0	0.00	0.00	0.00	0.00	77.6	11	5	5	10.0	9.80	14.92	52.22	7.83	70.35	430
431	BARANGGAN	MARICEL	M.	BARILI 2	1.99	16.20		0.00	16.20	0.2	1.20	0.00	0.00	1.20	78.8	12	5	5	10.0	8.67	13.75	56.67	8.50	70.32	431.5
432	FORMENTERA	GEL-AN	T	SAN FRANCISCO	1.51	17.40		0.00	17.40	0	0.00		0.00	0.00	79.8	12	5	5	10.0	8.67	14.25	53.33	8.00	70.32	431.5
433	NAMBATAC	MARY ROSE	S.	LILOAN	1.83	16.80	None	0.00	16.80	1	6.00	0.0	0.00	6.00	80.4	12	5	5	10.0	7.34	9.50	57.78	8.67	70.31	433
434	GOC-ONG	CHRISTINE ANN	Y.	BALAMBAN	1.60	16.80	None	0.00	16.80	0	0.00	0.00	0.00	0.00	75.8	11	5	5	10.0	10.00	15.00	50.00	7.50	70.30	434
435	DANGCA	NIVY GIRL		ASTURIAS	1.98	16.20	None	0.00	16.20	2	12.00	0.00	0.00	12.00	76.6	11	0	0	0.0	9.34	14.25	50.00	7.50	70.29	435.5

*[Handwritten signatures and initials]*



Department of Education  
Region VII, Central Visayas  
**DIVISION OF CEBU PROVINCE**  
Old IPHO Building, Sudlon, Lahug  
Cebu City



**RECALIBRATED RANKING RESULTS - (ELEMENTARY LEVEL)**

**S.Y. 2016-2017**

(Based on DepEd Order No. 22, s. 2015)

No	Name of Applicant				Address	A. EDUCATION (20%)					B. TEACHING EXPERIENCE (15%)					C. LET/PBET RATING (15%)		D. SPECIALIZED TRAINING (10%)			E. INTERVIEW (10%)	F. DEMONSTRATION-TEACHING (15%)	G. COMMUNICATION SKILLS (15%)		Total	Rank
						GWA	Eq. Points	Master's/ Doctorate Degree	Eq. Points	TOTAL	Yr. & Mos.	Eq. Points	KVT/ LGU-Funded Experience	Eq. Points	TOTAL	Rating	Pts.	Certificate	Skills Demo	TOTAL	Average	Average	EPT	0.15		
436	MAGTAGAD	HARIM	Y.	PINAMUNGAJAN	1.87	16.80	None	0.00	16.80	0.2	1.20	0.0	0.00	1.20	78.8	12	5	5	10.0	7.34	13.63	62.22	9.33	70.29	435.5	
437	BALOGBOG	GRACE	B.	ASTURIAS	2.17	16.20	None	0.00	16.20	0	0.00	0.00	0.00	0.00	80.6	12	5	5	10.0	10.00	14.25	52.22	7.83	70.28	437.5	
438	TUMULAK	CHARLE MAGNEL	L.	MEDELLIN	1.47	17.40	None	0.00	17.40	2	12.00	0.0	0.00	12.00	76.8	11	0	0	0.0	9.34	12.88	51.11	7.67	70.28	437.5	
439	SUGAROL	BELINDA	G.	SOGOD	1.77	16.80		0.00	16.80	0.8	4.80	0.00	0.00	4.80	78.4	12	5	5	10.0	7.34	12.00	48.89	7.33	70.27	439	
440	ANGGANA	VILMA	B.	BARILI 2	1.75	16.80		0.00	16.80	0.2	1.20	0.00	0.00	1.20	79.8	12	5	5	10.0	7.34	13.25	64.44	9.67	70.26	440	
441	MANTOS	MAIA	D.	SAN REMEGIO	2.08	16.20	None	0.00	16.20	0	0.00	0.00	0.00	0.00	77.0	11	5	5	10.0	10.00	14.38	57.78	8.67	70.25	441	
442	CABAHUG	QUEEN GHIE		MEDELLIN	1.89	16.80	None	0.00	16.80	2	12.00	0.0	0.00	12.00	76.8	11	5	5	10.0	0.00	13.25	47.78	7.17	70.22	443.5	
443	CAMIGUING	MERABILL	F	RONDA	1.76	16.80		0.00	16.80	1	6.00		0.00	6.00	77.4	11	5	5	10.0	6.00	11.75	57.78	8.67	70.22	443.5	
444	ENOLPE	MA. CLARA	A	DALAGUETE 2	1.63	16.80		0.00	16.80	2	12.00		0.00	12.00	81.2	13	0	0	0.0	10.00	11.25	47.78	7.17	70.22	443.5	
445	OLIMBA	MELODY	A.	PINAMUNGAJAN 2	1.76	16.80	None	0.00	16.80	3	12.00		0.00	12.00	78.0	12	5	5	10.0	6.67	12.75		0.00	70.22	443.5	
446	ALVIOLA	DEMALYN	D.	ARGAO	1.91	16.20	None	0.00	16.20	1.3	7.80	1.30	1.00	8.80	77.6	11	5	5	10.0	6.00	10.50	51.11	7.67	70.17	446	
447	NARCISO	REY	A.	BALAMBAN	1.70	16.80	None	0.00	16.80	0.6	3.60	0.00	0.00	3.60	75.4	11	5	5	10.0	9.34	12.75	44.44	6.67	70.16	447	
448	BITONGA	JUMELYN		DUMANJUG	2.07	16.20	None	0.00	16.20	1.2	7.20	0.0	0.00	7.20	76.2	11	5	5	10.0	8.67	10.25	45.56	6.83	70.15	448	
449	GARCES	JO-ANN	Q.	COMPOSTELA	1.67	16.80	None	0.00	16.80	0	0.00	0.00	0.00	0.00	79.6	12	5	5	10.0	8.67	14.00	57.78	8.67	70.14	449.5	
450	TOLERO	JENNIFER	S.	ARGAO 2	1.64	16.80		0.00	16.80	0.0	0.00	0.00	0.00	0.00	78.4	12	5	5	10.0	8.67	14.00	57.78	8.67	70.14	449.5	

*[Handwritten signatures and initials]*



Department of Education  
Region VII, Central Visayas  
**DIVISION OF CEBU PROVINCE**  
Old IPHO Building, Sudlon, Lahug  
Cebu City



**RECALIBRATED RANKING RESULTS - (ELEMENTARY LEVEL)**

**S.Y. 2016-2017**

(Based on DepEd Order No. 22, s. 2015)

No	Name of Applicant			Address	A. EDUCATION (20%)					B. TEACHING EXPERIENCE (15%)					C. LET/PBET RATING (15%)		D. SPECIALIZED TRAINING (10%)			E. INTERVIEW (10%)	F. DEMONSTRATION-TEACHING (15%)	G. COMMUNICATION SKILLS (15%)		Total	Rank
					GWA	Eq. Points	Master's/Doctorate Degree	Eq. Points	TOTAL	Yr. & Mos.	Eq. Points	KVT/LGU-Funded Experience	Eq. Points	TOTAL	Rating	Pts.	Certificate	Skills Demo	TOTAL	Average	Average	EPT	0.15		
451	PIZARRO	MARIA ANGELIC	J	DALAGUETE 1	1.65	16.80		0.00	16.80	0	0.00		0.00	0.00	79.0	12	5	5	10.0	10.00	13.50	52.22	7.83	70.13	451
452	CARAMONTE	ARNEL	M.	SAN REMEGIO 1	1.52	17.40		0.00	17.40	0.4	2.40		0.00	2.40	75.4	11	5	5	10.0	8.00	14.13	47.78	7.17	70.10	452
453	VELASCO	VANESSA	O.	GINATILAN	1.80	16.80		0.00	16.80	0.2	1.20		0.00	1.20	82.2	13	5	5	10.0	4.67	14.75	64.44	9.67	70.09	453
454	GALVEZ	MA. GENEVA	C.	BANTAYAN	1.60	16.80	None	0.00	16.80	0.9	5.40	0.00	0.00	5.40	79.8	12	5	5	10.0	4.67	12.88	55.56	8.33	70.07	455
455	QUISIDO	LEONORA ALMA	L.	PINAMUNGAJAN 2	1.55	17.40	None	0.00	17.40	0	0.00	0.00	0.00	0.00	79.8	12	5	5	10.0	8.67	13.50	56.67	8.50	70.07	455
456	SOSAS	JEAN	R.	ARGAO 2	1.90	16.20		0.00	16.20	0.2	1.20	0.00	0.00	1.20	75.6	11	5	5	10.0	10.00	13.00	57.78	8.67	70.07	455
457	BARQUILLA	FLORAMIE	A.	MOALBOAL	1.87	16.80	None	0.00	16.80	1	6.00	1.00	1.00	7.00	75.2	11	5	5	10.0	7.34	10.25	51.11	7.67	70.06	457
458	CAMINADE	JENNIFER	C.	ARGAO	1.69	16.80	None	0.00	16.80	0	0.00	0.0	0.00	0.00	77.2	11	5	5	10.0	10.00	14.25	53.33	8.00	70.05	459
459	GABALES	JENNIFER	C.	MOALBOAL	1.61	16.80		0.00	16.80	0	0.00	0.00	0.00	0.00	78.8	12	5	5	10.0	10.00	13.25	53.33	8.00	70.05	459
460	MARABI	MARIBETH	D.	STA. FE	1.81	16.80	None	0.00	16.80	3.6	12.00	0.00	0.00	12.00	75.0	11	5	5	10.0	2.67	11.25	42.22	6.33	70.05	459
461	RETUYA	AILEEN	D.	TUBURAN 2	2.26	15.60		0.00	15.60	2.9	12.00		0.00	12.00	75.4	11	0	0	0.0	8.67	13.75	60.00	9.00	70.02	461
462	MUANA	ESMERALDA	L.	SAN FRANCISCO	1.71	16.80	None	0.00	16.80	0	0.00	0.00	0.00	0.00	75.0	11	5	5	10.0	9.08	14.80	55.56	8.33	70.01	462.5
463	VILLACERAN	ANA ROSE	B.	BANTAYAN	1.60	16.80	None	0.00	16.80	2.75	12.00	0.00	0.00	12.00	75.0	11	5	5	10.0	3.34	11.88	33.33	5.00	70.01	462.5
464	ABANTO	JENNIFER	M.	BALAMBAN	1.87	16.80	None	0.00	16.80	0	0.00	0.00	0.00	0.00	75.0	11	5	5	10.0	9.34	14.53	55.56	8.33	70.00	476
465	ARBUIS	JENNIFER	M.	BARILI 1	2.03	16.20		0.00	16.20	0.6	3.60		0.00	3.60	76.6	11	5	5	10.0	8.67	12.86	51.11	7.67	70.00	476

*[Handwritten signatures and initials]*





Department of Education  
Region VII, Central Visayas  
**DIVISION OF CEBU PROVINCE**  
Old IPHO Building, Sudlon, Lahug  
Cebu City



**RECALIBRATED RANKING RESULTS - (ELEMENTARY LEVEL)**

**S.Y. 2016-2017**

(Based on DepEd Order No. 22, s. 2015)

No	Name of Applicant			Address	A. EDUCATION (20%)					B. TEACHING EXPERIENCE (15%)					C. LET/PBET RATING (15%)		D. SPECIALIZED TRAINING (10%)			E. INTERVIEW (10%)	F. DEMONSTRATION-TEACHING (15%)	G. COMMUNICATION SKILLS (15%)		Total	Rank
					GWA	Eq. Points	Master's/Doctorate Degree	Eq. Points	TOTAL	Yr. & Mos.	Eq. Points	KV/ LGU-Funded Experience	Eq. Points	TOTAL	Rating	Pts.	Certificate	Skills Demo	TOTAL	Average	Average	EPT	0.15		
466	ARCENAL	JULIETA	B.	BORBON	1.50	17.40	None	0.00	17.40	0	0.00	0.00	0.00	0.00	79.8	12	5	5	10.0	8.67	12.93	60.00	9.00	70.00	476
467	BUHIA	SARAH JANE	E.	ASTURIAS	1.64	16.80	None	0.00	16.80	0.2	1.20	0.00	0.00	1.20	80.0	12	5	5	10.0	8.67	12.83	56.67	8.50	70.00	476
468	CABELLON	LESLIE	P.	TUBURAN 2	1.60	16.80		0.00	16.80	0	0.00		0.00	0.00	79.8	12	5	5	10.0	10.00	13.37	52.22	7.83	70.00	476
469	CACANOG	KIM CARL	R.	LILLOAN	1.77	16.80		0.00	16.80	0.5	3.00	0.00	0.00	3.00	77.2	11	5	5	10.0	9.34	11.36	56.67	8.50	70.00	476
470	DESCARTIN	MARIBEL		MADRIDEJOS	1.54	17.40	None	0.00	17.40	0	0.00	0.0	0.00	0.00	76.6	11	5	5	10.0	10.00	14.27	48.89	7.33	70.00	476
471	GIDA	JERKY	V.	TUBURAN 2	1.86	16.80		0.00	16.80	0.4	2.40		0.00	2.40	75.0	11	5	5	10.0	7.34	13.13	62.20	9.33	70.00	476
472	LIBATO	MARISTEL	S.	BALAMBAN 2	1.87	16.80	None	0.00	16.80	0.2	1.20	0.00	0.00	1.20	80.6	12	5	5	10.0	6.00	14.67	62.22	9.33	70.00	476
473	LUCERNAS	AMORLINA	E	SAN FRANCISCO	1.62	16.80		0.00	16.80	0.8	4.80		0.00	4.80	75.0	11	5	5	10.0	8.00	13.23	41.11	6.17	70.00	476
474	MANOS	MALOU	E.	SIBONGA	2.05	16.20	None	0.00	16.20	0.2	1.20	0.0	0.00	1.20	75.0	11	5	5	10.0	9.54	14.56	50.00	7.50	70.00	476
475	NEIS	ANGELES	B.	TABOGON	1.90	16.20	None	0.00	16.20	0	0.00	0.0	0.00	0.00	81.2	13	5	5	10.0	8.43	13.37	60.00	9.00	70.00	476
476	PELIGRINO	LORNA	S.	TUBURAN 1	1.91	16.20	None	0.00	16.20	2.15	12.00	2.00	2.00	14.00	77.4	11	0	0	0.0	8.67	13.13	46.67	7.00	70.00	476
477	PELONES	JEROME		MADRIDEJOS	1.94	16.20	None	0.00	16.20	1.7	10.20	0.0	0.00	10.20	76.4	11	5	5	10.0	4.18	11.25	47.78	7.17	70.00	476
478	QUIJANO	MERIAH MERDIT	S.	CORDOVA	1.90	16.20	None	0.00	16.20	1.9	11.40	0.00	0.00	11.40	81.4	13	0	0	0.0	7.34	14.23	52.22	7.83	70.00	476
479	RAMOS	MARIZA	D.	SIBONGA	1.76	16.80	None	0.00	16.80	0.6	3.60	0.0	0.00	3.60	77.6	11	5	5	10.0	8.67	11.43	56.67	8.50	70.00	476
480	SARMIENTO	NERBELEN		TUDELA	2.35	15.60	None	0.00	15.60	0.9	5.40		0.00	5.40	75.0	11	5	5	10.0	6.67	13.66	51.11	7.67	70.00	476

*[Handwritten signatures and initials]*



Department of Education  
Region VII, Central Visayas  
**DIVISION OF CEBU PROVINCE**  
Old IPHO Building, Sudlon, Lahug  
Cebu City



**RECALIBRATED RANKING RESULTS - (ELEMENTARY LEVEL)**

**S.Y. 2016-2017**

(Based on DepEd Order No. 22, s. 2015)

No	Name of Applicant			Address	A. EDUCATION (20%)					B. TEACHING EXPERIENCE (15%)					C. LET/PBET RATING (15%)		D. SPECIALIZED TRAINING (10%)			E. INTERVIEW (10%)	F. DEMONSTRATION-TEACHING (15%)	G. COMMUNICATION SKILLS (15%)		Total	Rank
					GWA	Eq. Points	Master's/Doctorate Degree	Eq. Points	TOTAL	Yr. & Mos.	Eq. Points	KVY/LGU-Funded Experience	Eq. Points	TOTAL	Rating	Pts.	Certificate	Skills Demo	TOTAL	Average	Average	EPT	0.15		
481	SOLIS	GLORY MAE	M.	ARGAO 2	1.83	16.80		0.00	16.80	0	0.00	0.00	0.00	0.00	75.0	11	5	5	10.0	10.00	13.20	60	9.00	70.00	476
482	SUMALINOG	JESSA	N.	PORO	1.53	17.40		0.00	17.40	0.3	1.80		0.00	1.80	80.0	12	5	5	10.0	8.67	11.80	55.56	8.33	70.00	476
483	TANOLA	MARJORIE	Q.	SIBONGA	2.48	15.60	None	0.00	15.60	1	6.00	0.00	0.00	6.00	75.0	11	5	5	10.0	8.70	13.53	34.44	5.17	70.00	476
484	TILLOR	MARIA JORIZ	V.	SAN REMEGIO 1	1.94	16.20		0.00	16.20	0	0.00	0.00	0.00	0.00	75.4	11	5	5	10.0	8.97	14.50	62.22	9.33	70.00	476
485	VALMORIA	JESSA	D.	BORBON	1.74	16.80	None	0.00	16.80		0.00		0.00	0.00	80.6	12	5	5	10.0	10.00	12.70	56.67	8.50	70.00	476
486	VILLARASO	MARY ANGIELE	R	MINGLANILLA 1	2.03	16.20		0.00	16.20	1.9	11.40		0.00	11.40	77.4	11	5	5	10.0	3.34	11.06	46.67	7.00	70.00	476
487	VISMANOS	JOYCE	C.	ARGAO	1.60	16.80		0.00	16.80	0	0.00	0.00	0.00	0.00	80.2	12	5	5	10.0	10.00	13.53	51.11	7.67	70.00	476
488	ZUÑEGA	SHEIRLY	C.	DALAGUETE 1	1.70	16.80		0.00	16.80	0.3	1.80		0.00	1.80	79.2	12	5	5	10.0	7.33	14.57	50.00	7.50	70.00	476

*[Handwritten mark]*

*[Handwritten signature]*

*[Handwritten signature]*

*[Handwritten signature]*

*[Handwritten signature]*



Department of Education  
Region VII, Central Visayas  
**DIVISION OF CEBU PROVINCE**  
Old IPHO Building, Sudlon, Lahug  
Cebu City



**RECALIBRATED RANKING RESULTS -(ELEMENTARY LEVEL)**

**S.Y. 2016-2017**

( Based on DepEd Order No. 22, s. 2015)

No	Name of Applicant	Address	A. EDUCATION (20%)					B. TEACHING EXPERIENCE (15%)					C. LET/PBET RATING (15%)		D. SPECIALIZED TRAINING (10%)		E. INTERVIEW (10%)	F. DEMONSTRATION-TEACHING (15%)	G. COMMUNICATION SKILLS (15%)		Total	Rank	
			GWA	Eq. Points	Master's/Doctorate Degree	Eq. Points	TOTAL	Yr. & Mos.	Eq. Points	KV/1-LGU-Funded Experience	Eq. Points	TOTAL	Rating	Pts.	Certificate	Skills Demo	TOTAL	Average	Average	EPT			0.15

Division Ranking Committee:

ESTER A. FUTALAN, Ed.D.  
Chairman

MARY ANN B. FLORES, Ed.D.  
Member

NOVIE O. MANGUBAT, Ed.D.  
Member

MARIA ELENA T. PARAS  
Member


VIOLETA GONZAGA  
Member

HERCULANE SENIEDO  
Member

AGNES MENDAROS  
PTA-Federated President

APPROVED:

RHEA MARA ANG TUD, Ed.D., CESO VI  
Schools Division Superintendent



Department of Education  
Region VII, Central Visayas  
DIVISION OF CEBU PROVINCE  
Old IPHO Building, Sudlon, Lahug  
Cebu City




## RECALIBRATED RANKING RESULTS - SECONDARY LEVEL

S.Y. 2016-2017

(Based on DepEd Order No. 22, s. 2015)

No.	Name of Applicant			Address	Major	A. EDUCATION (20%)					B. TEACHING EXPERIENCE (15%)					C. LET/PBET RATING (15%)		D. SPECIALIZED TRAINING (10%)			INTERVIEW %	DEMO TEACHING 15%	G. COMMUNICATION SKILLS (15%)		Total	Rank	Remarks
						GWA	Eq. Points	Maste r's/ Docto rate	Eq. Points	TOTA L	Yr. & Mos.	Eq. Point s	KVT/ LGU- Funde d Experi	Eq. Points	TOTA L	Rating	Pts.	Cer tific ate	Skil l's Demo	TOTAL			EPT	0.15			
1	JULIANE	JOHN REY	S.	BALAMBAN	ENGLISH	2.25	15.60		0.00	15.60	2	12.00		0.00	12.00	77.2	11	5	5	10.0	10.0	15.0	63.33	9.50	83.10	1	
2	CUBCUBAN	JUNRELLE	R.	LILOAN	MAPEH	1.80	16.80		0.00	16.80	2	12.00		0.00	12.00	75.0	11	5	5	10.0	10.0	14.4	54.44	8.17	82.34	2	
3	MAYLON	LORLYN	M.	CONSOLACION	TLE	2.08	16.20		0.00	16.20	2.5	12.00		0.00	12.00	76.0	11	5	5	10.0	8.7	16.8	51.11	7.67	82.28	3	
4	LUCION	REYMART	F.	TUBURAN	ENGLISH	2.12	16.20		0.00	16.20	1.8	10.80		0.00	10.80	80.2	12	5	5	10.0	10.0	13.8	62.22	9.33	82.08	4	
5	CELETONA	MARIA	B.	MADRIDEJOS	SOCIAL STUDIES	2.27	15.60		0.00	15.60	2	12.00		0.00	12.00	75.0	11	5	5	10.0	10.0	15.0	55.56	8.33	81.93	5	
6	BUSCADO	MARY JANE	T.	BALAMBAN	ENGLISH	2.21	15.60		0.00	15.60	2	12.00		0.00	12.00	75.0	11	5	5	10.0	10.0	15.0	54.44	8.17	81.77	6	
7	YOSORES	JUNABEL	T.	MOALBOAL	TLE	1.70	16.80		0.00	16.80	2	12.00		0.00	12.00	75.0	11	5	5	10.0	10.0	14.0	52.22	7.83	81.63	7	
8	GARCIANO	JONALYN		PORO	ENGLISH	2.11	16.20		0.00	16.20	2	12.00		0.00	12.00	76.6	11	5	5	10.0	10.0	15.0	48.89	7.33	81.53	8	
9	RABINO	MICHAEL REY	O.	COMPOSTELA	BIOLOGICAL SCIENCE	1.66	16.80		0.00	16.80	2	12.00		0.00	12.00	85.2	14	5	5	10.0	8.0	11.6	57.78	8.67	81.09	9	
10	LATO	STEPHANIE		LILOAN	MATH	2.30	15.60		0.00	15.60	3	12.00		0.00	12.00	76.8	11	5	5	10.0	8.0	13.8	71.11	10.67	81.02	10	
11	BOSQUE	ARMAN	A.	LILOAN	ENGLISH	1.90	16.20		0.00	16.20	3	12.00		0.00	12.00	75.0	11	5	5	10.0	10.0	14.0	51.11	7.67	80.87	11	
12	PRESILLAS	JENNIVEB	L.	TUBURAN	TLE	1.65	16.80		0.00	16.80	2.1	12.00		0.00	12.00	75.0	11	5	5	10.0	6.0	15.0	66.67	10.00	80.80	12	
13	APOR	MONETTE	D.	CARMEN	TLE	1.98	16.20		0.00	16.20	3	12.00		0.00	12.00	75.0	11	5	5	10.0	8.7	14.8	54.44	8.17	80.78	13	
14	HERBIETO	JAM MAYBELLE	M.	CONSOLACION	MATH	2.18	16.20		0.00	16.20	3	12.00		0.00	12.00	82.4	13	5	5	10.0	8.7	14.4	42.22	6.33	80.57	14	



Department of Education  
Region VII, Central Visayas  
**DIVISION OF CEBU PROVINCE**  
Old IPHO Building, Sudlon, Lahug  
Cebu City



## RECALIBRATED RANKING RESULTS - SECONDARY LEVEL

S.Y. 2016-2017

( Based on DepEd Order No. 22, s. 2015)

No.	Name of Applicant			Address	Major	A. EDUCATION (20%)				B. TEACHING EXPERIENCE (15%)				C. LET/PBET RATING (15%)		D. SPECIALIZED TRAINING (10%)			INTERVIEW 10%	DEMO TEACHING 15%	G. COMMUNICATION SKILLS (15%)		Total	Rank	Remarks		
						GWA	Eq. Points	Maste r's/ Docto rate	Eq. Points	TOTA L	Yr. & Mos.	Eq. Point s	KVT/ LGU- Funde d Experie	Eq. Points	TOTA L	Rating	Pts.	Cer tific ate			Skill s Demo	TOTAL				EPT	0.15
15	LIM	DEBORAH	J.	CORDOVA	ENGLISH	1.76	16.80		0.00	16.80	2	12.00		0.00	12.00	78.0	12	5		5.0	10.0	14.0	71.11	10.67	<b>80.47</b>	<b>15</b>	
16	CATIPAY	LEILANI	E.	SIBONGA	MATHEMATICS	1.79	16.80		0.00	16.80	3	12.00		0.00	12.00	79.6	12	5	5	10.0	10.0	11.8	52.22	7.83	<b>80.38</b>	<b>16</b>	
17	BAYNO	LEONARD PATRIC	F.	MOALBOAL	SOCIAL SCIENCE	1.76	16.80		0.00	16.80	3	12.00		0.00	12.00	77.2	11	5	5	10.0	10.0	12.0	56.67	8.50	<b>80.30</b>	<b>17</b>	
18	OLINARES	JESA	A.	SAN REMEGIO	FILIPINO	1.70	16.80		0.00	16.80	2	12.00		0.00	12.00	76.2	11	5	5	10.0	6.7	15.0	58.89	8.83	<b>80.30</b>	<b>18</b>	
19	HEREDIA	GECAR	G.	SAN REMEGIO	ENGLISH	1.53	17.40		0.00	17.40	2.2	12.00		0.00	12.00	78.6	12	5	5	10.0	7.3	13.8	51.11	7.67	<b>80.15</b>	<b>19</b>	
20	SUICO	ETHEL	Q.	SAN FERNANDO	TLE	1.79	16.80		0.00	16.80	2	12.00		0.00	12.00	77.6	11	5	5	10.0	8.7	14.5	47.78	7.17	<b>80.13</b>	<b>20</b>	
21	BARDOQUILLO	AUREALINA		TUBURAN	PHYSICAL SCIENCE	2.59	15.00		0.00	15.00	8	12.00		0.00	12.00	80.0	12	5	5	10.0	8.7	10.3	81.11	12.17	<b>80.08</b>	<b>21</b>	
22	RANQUE	JOVELYN	C.	ALOGUINSAN	ENGLISH	1.98	16.20		0.00	16.20	3	12.00		0.00	12.00	76.8	11	5	5	10.0	9.0	14.0	52.22	7.83	<b>80.03</b>	<b>22</b>	
23	LABARIA	IREN	R.	ASTURIAS	TLE	1.73	16.80		0.00	16.80	3	12.00		0.00	12.00	75.0	11	5	5	10.0	8.7	14.0	50.00	7.50	<b>79.97</b>	<b>23</b>	
24	ALCALA	RODEN REY		MINGLANILLA	MATHEMATICS	1.92	16.20		0.00	16.20	2.8	12.00		0.00	12.00	85.8	14	5		5.0	10.0	12.4	68.89	10.33	<b>79.91</b>	<b>24</b>	
25	BECARI	SHAWIE	M.	SAN REMEGIO	FILIPINO	1.75	16.80		0.00	16.80	2	12.00		0.00	12.00	80.2	12	5		5.0	9.3	14.5	67.78	10.17	<b>79.80</b>	<b>25</b>	
26	REYES	EDUVEGIS	D.	PORO	FILIPINO	1.87	16.80		0.00	16.80	3	12.00		0.00	12.00	75.0	11	5	5	10.0	9.0	15.0	40.00	6.00	<b>79.80</b>	<b>26</b>	
27	ALCORDO	KREYA	L.	MOALBOAL	FILIPINO	2.29	15.60		0.00	15.60	2	12.00		0.00	12.00	75.0	11	5	5	10.0	8.7	12.8	62.22	9.33	<b>79.35</b>	<b>27</b>	
28	RONDEZ	MARICRESS	H.	BALAMBAN	ENGLISH	1.60	16.80		0.00	16.80	2	12.00		0.00	12.00	75.0	11	5	5	10.0	8.0	13.0	56.67	8.50	<b>79.30</b>	<b>28</b>	



Department of Education  
Region VII, Central Visayas  
DIVISION OF CEBU PROVINCE  
Old IPHO Building, Sudlon, Lahug  
Cebu City



## RECALIBRATED RANKING RESULTS - SECONDARY LEVEL

S.Y. 2016-2017

(Based on DepEd Order No. 22, s. 2015)

No.	Name of Applicant			Address	Major	A. EDUCATION (20%)					B. TEACHING EXPERIENCE (15%)					C. LET/PBET RATING (15%)		D. SPECIALIZED TRAINING (10%)			INTERVIEW %	DEMO TEACHING 15%	G. COMMUNICATION SKILLS (15%)		Total	Rank	Remarks
						GWA	Eq. Points	Master's/ Doct rate	Eq. Points	TOTAL	Yr. & Mos.	Eq. Points	KVT/LGU-Funded Experie	Eq. Points	TOTAL	Rating	Pts.	Certificates	Skills Demo	TOTAL			EPT	0.15			
29	CONDE	ERVIN	B.	DAANBANTAYAN	HET	1.68	16.80		0.00	16.80	2	12.00		0.00	12.00	80.8	12	5	5	10.0	6.0	13.0	63.33	9.50	79.30	29.5	
30	RAGANAS	MARIA CONCESA	N.	BARILI	ARALING PANLIPUNAN	1.84	16.80		0.00	16.80	2	12.00		0.00	12.00	75.0	11	5	5	10.0	10.0	13.0	43.33	6.50	79.30	29.5	
31	FURTON	TOMAS	L.	SAN FRANCISCO	TLE	1.88	16.80		0.00	16.80	4	12.00	4.00	2.00	14.00	75.0	11	5	5	10.0	7.3	14.3	38.89	5.83	79.22	31	
32	MANILA	LOURENE THERESE	E	ARGAO	TLE	1.79	16.80		0.00	16.80	3	12.00		0.00	12.00	78.4	12	5	5	10.0	8.7	12.3	50.00	7.50	79.22	32	
33	TEMBLOR	VILMA	C.	COMPOSTELA	BIOLOGY	1.77	16.80		0.00	16.80	2	12.00		0.00	12.00	77.4	11	5	5	10.0	8.0	14.5	45.56	6.83	79.13	33	
34	ABREGANA	JENALYN	M.	ARGAO	TLE	1.60	17.40		0.00	17.40	2	12.00		0.00	12.00	81.0	13	5		5.0	10.0	12.0	64.44	9.67	79.07	34	
35	BAGUIO	JANNAH JANE	E.	CORDOVA	VALUES EDUCATION	1.52	17.40		0.00	17.40	3	12.00		0.00	12.00	82.0	13	5		5.0	9.3	14.1	54.44	8.17	79.02	35	
36	DONA	ALJON	C.	CATMON	MATH	1.83	16.80		0.00	16.80	2	12.00		0.00	12.00	77.0	11	5	5	10.0	8.7	11.9	57.78	8.67	79.01	36	
37	BIBERA	GEMMA	E.	DALAGUETE	HOME ECONOMICS	1.66	16.80		0.00	16.80	2	12.00		0.00	12.00	77.2	11	5	5	10.0	8.7	12.3	54.44	8.17	78.88	37	
38	DUPAN	VANESSA JANE	S.	BARILI	MATHEMATICS	2.01	16.20		0.00	16.20	2	12.00		0.00	12.00	76.0	11	5	5	10.0	7.3	13.6	57.78	8.67	78.83	38	
39	NEMENZO	ROWENA	G.	BALAMBAN	FILIPINO	1.62	16.80		0.00	16.80	2	12.00		0.00	12.00	75.0	11	5	5	10.0	8.0	14.0	46.67	7.00	78.80	39	
40	RELACION	ELSIE	A.	SIBONGA	TLE	1.81	16.80		0.00	16.80	4	12.00		0.00	12.00	75.8	11	5	5	10.0	10.0	11.8	47.78	7.17	78.72	40	
41	MEDEQUILLO	SHARI	B.	TUBURAN	TLE	1.59	17.40		0.00	17.40	2	12.00		0.00	12.00	79.2	12	5	5	10.0	6.7	13.4	47.78	7.17	78.61	41	
42	YRABON	LIEZL MARIE	C.	ALEGRIA	MATHEMATICS	1.67	16.80		0.00	16.80	3	12.00		0.00	12.00	78.4	12	5		5.0	8.7	14.1	66.67	10.00	78.59	42	



Department of Education  
Region VII, Central Visayas  
**DIVISION OF CEBU PROVINCE**  
Old IPHO Building, Sudlon, Lahug  
Cebu City



## RECALIBRATED RANKING RESULTS - SECONDARY LEVEL

S.Y. 2016-2017

( Based on DepEd Order No. 22, s. 2015)

No.	Name of Applicant			Address	Major	A. EDUCATION (20%)					B. TEACHING EXPERIENCE (15%)					C. LET/PBET RATING (15%)		D. SPECIALIZED TRAINING (10%)			INTERVIEW %	DEMO TEACHING 15%	G. COMMUNICATION SKILLS (15%)		Total	Rank	Remarks
						GWA	Eq. Points	Maste r's/ Docto rate	Eq. Points	TOTA L	Yr. & Mos.	Eq Point s	KVT/ LGU- Funde d Experie	Eq. Points	TOTA L	Rating	Pts.	Cer tific ate	Skill s Demo	TOTAL			EPT	0.15			
43	BONTIA	KHENLIE	T.	CARMEN	TLE	1.36	17.40		0.00	17.40	5	12.00		0.00	12.00	81.0	13	5		5.0	8.7	13.6	58.89	8.83	<b>78.53</b>	<b>43</b>	
44	DELA TORRE	ROY	N.	LILLOAN	FILIPINO	2.02	16.20		0.00	16.20	4	12.00		0.00	12.00	78.2	12	5		5.0	10.0	15.0	54.44	8.17	<b>78.37</b>	<b>44</b>	
45	GARBO	NONA ALTHEA	B.	CARMEN	MATH	1.65	16.80		0.00	16.80	2	12.00		0.00	12.00	80.6	12	5	5	10.0	6.7	12.9	53.33	8.00	<b>78.34</b>	<b>45</b>	
46	PASASADABA	JULY ANN	U.	MADRIDEJOS	TLE	1.47	17.40		0.00	17.40	1.7	10.20		0.00	10.20	77.4	11	5	5	10.0	6.0	14.8	58.89	8.83	<b>78.18</b>	<b>46</b>	
47	CONDRILLON	JULIE ANN	P.	DAANBANTAYAN	AB ENGLISH	1.79	16.80		0.00	16.80	1.79	10.74		0.00	10.74	79.0	12	5		5.0	10.0	15.0	56.67	8.50	<b>78.04</b>	<b>47</b>	
48	CORTES	MATT TERRENCE		SIBONGA	MATHEMA TICS	1.70	16.80		0.00	16.80	2.8	12.00		0.00	12.00	81.0	13	5		5.0	10.0	13.4	52.22	7.83	<b>78.01</b>	<b>48</b>	
49	TRAZO	ANA ROSE	C.	BALAMBAN	ENGLISH	2.34	15.60		0.00	15.60	2	12.00		0.00	12.00	76.6	11	5		5.0	10.0	15.0	62.22	9.33	<b>77.93</b>	<b>49</b>	
50	CANDO	HERBERT		CARMEN	MATH	1.99	16.20	Maste r's Docto rate	1.00	17.20	1	6.00		0.00	6.00	80.0	12	5	5	10.0	10.0	13.0	64.44	9.67	<b>77.87</b>	<b>50</b>	
51	RAMOS	CHERRY ANN	L.	CARMEN	TLE	1.57	17.40		0.00	17.40	2	12.00		0.00	12.00	79.8	12	5	5	10.0	6.0	13.1	48.89	7.33	<b>77.86</b>	<b>51</b>	
52	MELO	SHEENY BELLE	D.	BALAMBAN	ENGLISH	1.42	17.40		0.00	17.40	6	12.00		0.00	12.00	79.2	12	5		5.0	10.0	13.3	54.44	8.17	<b>77.82</b>	<b>52</b>	
53	LAO	MARIBLE	E.	DAANBANTAYAN	THE	1.70	16.80		0.00	16.80	3.8	12.00		0.00	12.00	75.0	11	5	5	10.0	7.3	15.0	37.78	5.67	<b>77.80</b>	<b>53</b>	
54	TABANAO	VINCENT	Y.	DANAO	ENGLISH	1.56	17.40		0.00	17.40	4	12.00		0.00	12.00	79.2	12	5		5.0	8.7	13.3	62.22	9.33	<b>77.65</b>	<b>54</b>	
55	GEONZON	JARAMIE JULY	V.	CATMON	ENGLISH	1.77	16.80		0.00	16.80	8	12.00		0.00	12.00	78.0	12	5		5.0	9.3	13.0	63.33	9.50	<b>77.63</b>	<b>55</b>	
56	LOMBRINO	CHERRY KIE	C.	MINGLANILLA	FILIPINO	1.72	16.80		0.00	16.80	2.8	12.00		0.00	12.00	83.4	13	5		5.0	10.0	12.3	56.67	8.50	<b>77.55</b>	<b>56</b>	



Department of Education  
Region VII, Central Visayas  
DIVISION OF CEBU PROVINCE  
Old IPHO Building, Sudlon, Lahug  
Cebu City




## RECALIBRATED RANKING RESULTS - SECONDARY LEVEL

S.Y. 2016-2017

(Based on DepEd Order No. 22, s. 2015)

No.	Name of Applicant			Address	Major	A. EDUCATION (20%)					B. TEACHING EXPERIENCE (15%)					C. LET/PBET RATING (15%)		D. SPECIALIZED TRAINING (10%)			INTERVIEW %	DEMO TEACHING 15%	G. COMMUNICATION SKILLS (15%)		Total	Rank	Remarks
						GWA	Eq. Points	Masters/Doct rate	Eq. Points	TOTAL	Yr. & Mos.	Eq. Points	KVT/LGU-Funded Experiences	Eq. Points	TOTAL	Rating	Pts.	Certificate	Skills Demo	TOTAL			EPT	0.15			
57	ABANTO	MARILOU	D.	MINGLANILLA	ENGLISH	1.99	16.20		0.00	16.20	3	12.00		0.00	12.00	75.0	11	5	5	10.0	10.0	10.0	55.56	8.33	77.53	57	
58	BASBAS	SHENA MARIE	M.	BALAMBAN	ENGLISH	1.77	16.80		0.00	16.80	1	6.00		0.00	6.00	80.6	12	5	5	10.0	9.3	14.5	58.89	8.83	77.47	58	
59	SABROSO	SHELLA MAE	M.	DAANBANTAYAN	TLE	1.68	16.80		0.00	16.80	2	12.00		0.00	12.00	75.0	11	5	5	10.0	8.0	13.0	44.44	6.67	77.47	59	
60	TESALUNA	GINA	C.	BARILI	MATHEMATICS	1.98	16.20		0.00	16.20	2.6	12.00		0.00	12.00	79.4	12	5	5	10.0	6.0	13.3	53.33	8.00	77.45	60	
61	CALO	ABEGAEL	G.	COMPOSTELA	TLE	1.62	16.80		0.00	16.80	2	12.00		0.00	12.00	78.0	12	5	5	10.0	5.7	11.6	62.22	9.33	77.42	61	
62	ALFAJORA	SETH	C.	BARILI	TLE	2.15	16.20		0.00	16.20	1.4	8.40		0.00	8.40	76.8	11	5	5	10.0	10.0	13.8	53.33	8.00	77.35	62	
63	FLORES	LOVELY	I.	DALAGUETE	FILIPINO	1.85	16.80		0.00	16.80	2	12.00		0.00	12.00	80.8	12	5		5.0	10.0	12.9	57.78	8.67	77.34	63	
64	VILLAMOR	DIANA	B.	CARMEN	MAPEH	1.80	16.80		0.00	16.80	2	12.00		0.00	12.00	79.0	12	5		5.0	10.0	13.9	51.11	7.67	77.34	64	
65	LLEVADO	MARIBETH	C.	ARGAO	TLE	1.87	16.80		0.00	16.80	2	12.00		0.00	12.00	76.8	11	5	5	10.0	10.0	10.5	46.67	7.00	77.30	65	
66	LEONES	MYLA GRACE	J.	CARMEN	ENGLISH	2.30	15.60		0.00	15.60	2	12.00		0.00	12.00	75.0	11	5	5	10.0	9.3	11.0	55.56	8.33	77.27	66	
67	MONTECILLO	JOEL	A.	TUBURAN	MAPEH	2.22	15.60		0.00	15.60	2.1	12.00		0.00	12.00	75.0	11	5		5.0	8.7	15.0	66.67	10.00	77.27	67	
68	BENIS	CHENADE	D.	DAANBANTAYAN	TLE	1.93	16.20		0.00	16.20	3.7	12.00		0.00	12.00	75.0	11	5	5	10.0	5.3	15.0	51.11	7.67	77.20	68	
69	ARROGANTE	NORESMER JOHN	C.	DAANBANTAYAN	TLE	1.76	16.80		0.00	16.80	3	12.00		0.00	12.00	75.0	11	5	5	10.0	7.3	13.4	44.44	6.67	77.17	69	
70	NEPOMUCENO	BEBIE YANDIE	P.	DALAGUETE	H.E.	1.54	17.40		0.00	17.40	2	12.00		0.00	12.00	78.4	12	5		5.0	9.3	14.0	48.89	7.33	77.07	70	





Department of Education  
Region VII, Central Visayas  
DIVISION OF CEBU PROVINCE  
Old IPHO Building, Sudlon, Lahug  
Cebu City




## RECALIBRATED RANKING RESULTS - SECONDARY LEVEL

S.Y. 2016-2017

(Based on DepEd Order No. 22, s. 2015)

No.	Name of Applicant			Address	Major	A. EDUCATION (20%)					B. TEACHING EXPERIENCE (15%)					C. LET/PBET RATING (15%)		D. SPECIALIZED TRAINING (10%)			INTERVIEW %	DEMO TEACHING 15%	G. COMMUNICATION SKILLS (15%)		Total	Rank	Remarks
						GWA	Eq. Points	Master's/Doctorate	Eq. Points	TOTAL	Yr. & Mos.	Eq. Points	KVT/LGU-Funded Experience	Eq. Points	TOTAL	Rating	Pts.	Certificate	Skills Demo	TOTAL			EPT	0.15			
71	SURINGA	JUNSELL	N.	MOALBOAL	VALUES EDUCATION	2.18	16.20		0.00	16.20	4.5	12.00		0.00	12.00	75.0	11	5		5.0	10.0	14.0	58.89	8.83	77.03	71	
72	CUSTODIO IV	SALVADOR	R.	SAN FRANCISCO	NOT INDICATED	1.99	16.20		0.00	16.20	2	12.00		0.00	12.00	75.0	11	5	5	10.0	8.7	12.4	44.44	6.67	76.91	72	
73	LAMOSAO	ROCK RUTH CYNDI		ALCANTARA	TLE	1.86	16.80		0.00	16.80	2	12.00		0.00	12.00	75.0	11	5		5.0	10.0	12.8	62.22	9.33	76.88	73	
74	FLORES	NANCY	G.	COMPOSTELA	FILIPINO	1.80	16.80		0.00	16.80	1.4	8.40		0.00	8.40	76.2	11	5	5	10.0	9.3	15.0	42.22	6.33	76.87	74	
75	CAPUNO	GYPSY ROSE	S.	CARMEN	ENGLISH	2.19	16.20		0.00	16.20	6	12.00		0.00	12.00	81.2	13	5		5.0	7.3	14.0	61.11	9.17	76.70	75	
76	HABASA	ANNA LIZA	Y.	BALAMBAN	ENGLISH	2.18	16.20		0.00	16.20	0.8	4.80		0.00	4.80	79.4	12	5	5	10.0	10.0	13.5	67.78	10.17	76.67	76	
77	BENDIBEL	MARIA FE	C.	TABUELAN	TLE	1.72	16.80		0.00	16.80	1	6.00		0.00	6.00	77.2	11	5	5	10.0	9.3	15.0	56.67	8.50	76.63	77	
78	UMEREZ	CHESTLY	S.	ARGAO	BIOLOGY	1.28	18.00		0.00	18.00	2	12.00		0.00	12.00	79.4	12	5		5.0	10.0	11.6	53.33	8.00	76.62	78	
79	MARTINEZ	PRINCESS	R.	CONSOLACION	FILIPINO	2.31	15.60		0.00	15.60	1	6.00		0.00	6.00	75.2	11	5	5	10.0	10.0	15.0	60.00	9.00	76.60	79	
80	RENEGADO	MIRAFLOR	S.	ALCANTARA	BIOLOGICAL SCIENCE EDUCATION	1.58	17.40		0.00	17.40	1.5	9.00		0.00	9.00	83.6	13	5	5	10.0	6.0	13.0	54.44	8.17	76.57	80	
81	LUMINARIAS	MADLINE	C.	BARILI	VALUES EDUCATION	1.67	16.80		0.00	16.80	4	12.00		0.00	12.00	82.0	13	5		5.0	8.7	11.3	65.56	9.83	76.55	81	
82	YOSORES	RITCHIE	N.	MOALBOAL	ENGLISH	1.97	16.20		0.00	16.20	2	12.00		0.00	12.00	78.2	12	5	5	10.0	10.0	9.0	48.89	7.33	76.53	82	
83	LEPASANA	EDLYN	L.	SAN REMEGIO	ENGLISH	1.61	16.80		0.00	16.80	1.2	7.20		0.00	7.20	77.0	11	5	5	10.0	9.3	12.0	67.78	10.17	76.50	83	
84	DOMOSMOG	CHRISTIAN	S.	MOALBOAL	TLE	1.73	16.80		0.00	16.80	0.8	4.80		0.00	4.80	78.8	12	5	5	10.0	10.0	13.4	63.33	9.50	76.47	84	



Department of Education  
Region VII, Central Visayas  
DIVISION OF CEBU PROVINCE  
Old IPHO Building, Sudlon, Lahug  
Cebu City



## RECALIBRATED RANKING RESULTS - SECONDARY LEVEL

S.Y. 2016-2017

(Based on DepEd Order No. 22, s. 2015)

No.	Name of Applicant			Address	Major	A. EDUCATION (20%)					B. TEACHING EXPERIENCE (15%)					C. LET/PBET RATING (15%)		D. SPECIALIZED TRAINING (10%)			INTERVIEW %	DEMO TEACHING 15%	G. COMMUNICATION SKILLS (15%)		Total	Rank	Remarks
						GWA	Eq. Points	Masters/Doct rate	Eq. Points	TOTAL	Yr. & Mos.	Eq. Points	KVT/LGU-Funded Experience	Eq. Points	TOTAL	Rating	Pts.	Certificate	Skills Demo	TOTAL			EPT	0.15			
85	COMPUESTO	VIVIAN	P.	ALOGUINSAN	MAPEH	1.58	17.40		0.00	17.40	1.1	6.60		0.00	6.60	75.4	11	5	5	10.0	8.7	14.6	54.44	8.17	76.46	85	
86	LUCERO	VERONICA	N.	SAN FRANCISCO	TLE	1.68	16.80		0.00	16.80	1.5	9.00		0.00	9.00	75.0	11	5	5	10.0	10.0	12.8	45.56	6.83	76.38	86	
87	ZAMORA	ROCHE	C.	DAANBANTAYAN	THE	1.84	16.80		0.00	16.80	0.9	5.40		0.00	5.40	75.0	11	5	5	10.0	8.7	15.0	63.33	9.50	76.37	87	
88	GRIPO	MARIECRIS		SIBONGA	TLE	1.70	16.80		0.00	16.80	2	12.00		0.00	12.00	75.0	11	5		5.0	10.0	14.0	50.00	7.50	76.30	88	
89	GONZALES	CRISTEL	P.	TUBURAN	MATHEMATICS	1.49	17.40		0.00	17.40	1	6.00		0.00	6.00	75.0	11	5		5.0	10.0	14.3	83.33	12.50	76.15	89	
90	GULFAN	JONCEL	C.	DAANBANTAYAN	MAPE	2.25	15.60		0.00	15.60	1	6.00		0.00	6.00	77.6	11	5	5	10.0	10.0	15.0	56.67	8.50	76.10	90	
91	ROLDAN	JERWINE		CATMON	COMPUTER TECH	1.87	16.80		0.00	16.80	2	12.00		0.00	12.00	75.4	11	5	5	10.0	6.0	13.1	47.78	7.17	76.09	91	
92	BALDONASA	REX IRVIN	L.	ARGAO	SOCIAL SCIENCE	2.20	15.60		0.00	15.60	11	12.00		0.00	12.00	82.8	13	5		5.0	10.0	11.1	62.22	9.33	76.06	92	
93	GERALDIZO	RACHELLE	H.	SIBONGA	TLE	1.73	16.80		0.00	16.80	1	6.00		0.00	6.00	79.6	12	5	5	10.0	10.0	12.8	56.67	8.50	76.05	93	
94	LAURITO	NERISA		LILOAN	MATH	1.91	16.20		0.00	16.20	8.6	12.00		0.00	12.00	80.4	12	5		5.0	9.3	11.5	66.67	10.00	76.03	94	
95	CARABIO	JOYCE ANN	C.	BANTAYAN	MAPEH	1.92	16.20		0.00	16.20	1	6.00		0.00	6.00	75.2	11	5	5	10.0	10.0	15.0	52.22	7.83	76.03	95	
96	ISRAEL	CHRISTY ANN	P.	COMPOSTELA	MAPEH	1.65	16.80		0.00	16.80	1	6.00		0.00	6.00	75.0	11	5	5	10.0	7.0	15.0	67.89	10.18	75.98	96	
97	CHAVEZ	BENJAMIE		LILOAN	FILIPINO	1.84	16.80		0.00	16.80	2	12.00		0.00	12.00	76.2	11	5		5.0	10.0	15.0	41.11	6.17	75.97	97	
98	DESQUITADO	MAPES JAN	F.	BANTAYAN	MAPEH	2.20	15.60		0.00	15.60	1	6.00		0.00	6.00	75.6	11	5	5	10.0	10.0	15.0	55.56	8.33	75.93	98	



Department of Education  
Region VII, Central Visayas  
**DIVISION OF CEBU PROVINCE**  
Old IPHO Building, Sudlon, Lahug  
Cebu City




## RECALIBRATED RANKING RESULTS - SECONDARY LEVEL

S.Y. 2016-2017

(Based on DepEd Order No. 22, s. 2015)

No.	Name of Applicant		Address	Major	A. EDUCATION (20%)					B. TEACHING EXPERIENCE (15%)					C. LET/PBET RATING (15%)		D. SPECIALIZED TRAINING (10%)			INTERVIEW %	DEMO TEACHING 15%	G. COMMUNICATION SKILLS (15%)		Total	Rank	Remarks
					GWA	Eq. Points	Masters/Doct rate	Eq. Points	TOTAL	Yr. & Mos.	Eq. Points	KVT/LGU-Funded Experience	Eq. Points	TOTAL	Rating	Pts.	Certificate	Skills Demo	TOTAL			EPT	0.15			
99	BARULO	JOSEPH	C. SIBONGA	MATHEMATICS	2.16	16.20		0.00	16.20	5.2	12.00		0.00	12.00	75.8	11	5		5.0	10.0	12.9	58.89	8.83	75.91	99	
100	RIPDOS	MYLEN	C. BALAMBAN	ENGLISH	2.11	16.20		0.00	16.20	1.1	6.60		0.00	6.60	78.0	12	5	5	10.0	8.0	14.8	55.56	8.33	75.88	100	
101	INOC	MARK ALDRED	V. SAN REMEGIO	FILIPINO	1.59	17.40		0.00	17.40	3	12.00		0.00	12.00	75.0	11	5		5.0	7.3	13.6	63.33	9.50	75.86	101	
102	FAMAT	CLIFFORD	C. ARGAO	TLE	1.73	16.80		0.00	16.80	1	6.00		0.00	6.00	79.0	12	5	5	10.0	8.7	12.5	65.66	9.85	75.82	102	
103	CESA	MARK JHON	R. MEDELLIN	ENGLISH	2.10	16.20		0.00	16.20	3	12.00		0.00	12.00	76.4	11	5		5.0	10.0	14.3	48.89	7.33	75.78	103	
104	IBO	GRETCHEN	E. TUBURAN	THE	1.91	16.20		0.00	16.20	1	6.00		0.00	6.00	75.0	11	5	5	10.0	10.0	15.0	50.00	7.50	75.70	104	
105	MUYCO	ANA LIZA	B. BARILI	TLE	2.01	16.20		0.00	16.20	1.2	7.20		0.00	7.20	75.0	11	5	5	10.0	8.7	14.8	52.22	7.83	75.65	105	
106	TORRES	PAMELA	B. SIBONGA	TLE	1.82	16.80		0.00	16.80	0.5	3.00		0.00	3.00	82.2	13	5	5	10.0	10.0	13.0	65.56	9.83	75.63	106	
107	DURAN	KRISTIAN REY	C. ARGAO	TLE	1.99	16.20		0.00	16.20	4	12.00		0.00	12.00	75.0	11	5		5.0	9.3	13.8	55.56	8.33	75.62	107	
108	CLARO	EL ISADDAY	N. BALAMBAN	ENGLISH	2.39	15.60		0.00	15.60	3.5	12.00		0.00	12.00	75.6	11	5		5.0	10.0	15.0	46.67	7.00	75.60	108	
109	CATALUNA	ANA LEAH	E. CONSOLACION	TLE	1.21	18.00		0.00	18.00	1	6.00		0.00	6.00	79.6	12	5	5	10.0	7.3	12.5	63.33	9.50	75.33	109	
110	ABAN	KAY LEGASPI	DALAGUETE	FORESTRY	1.69	16.80		0.00	16.80	2	12.00		0.00	12.00	76.8	11	5		5.0	10.0	12.0	56.67	8.50	75.30	110	
111	CABUSA	CHARIZNA	M. DAANBANTAYAN	TLE	1.87	16.80		0.00	16.80	1.3	7.80		0.00	7.80	75.0	11	5	5	10.0	6.7	15.0	53.33	8.00	75.27	111	
112	COYOCA	MARIA JOANNA	P. DAANBANTAYAN	ENGLISH	2.02	16.20		0.00	16.20	0.7	4.20		0.00	4.20	79.6	12	5	5	10.0	10.0	14.5	55.56	8.33	75.23	112	



Department of Education  
Region VII, Central Visayas  
**DIVISION OF CEBU PROVINCE**  
Old IPHO Building, Sudlon, Lahug  
Cebu City



## RECALIBRATED RANKING RESULTS - SECONDARY LEVEL

S.Y. 2016-2017

( Based on DepEd Order No. 22, s. 2015)

No.	Name of Applicant		Address	Major	A. EDUCATION (20%)					B. TEACHING EXPERIENCE (15%)					C. LET/PBET RATING (15%)		D. SPECIALIZED TRAINING (10%)			INTERVIEW %	DEMO TEACHING 15%	G. COMMUNICATION SKILLS (15%)		Total	Rank	Remarks
					GWA	Eq. Points	Masters/Doct rate	Eq. Points	TOTAL	Yr. & Mos.	Eq. Points	KVT/LGU-Funded Experiences	Eq. Points	TOTAL	Rating	Pts.	Certificate	Skills Demos	TOTAL			EPT	0.15			
113	INSO	GRACE	B. SAN REMEGIO	MATH	1.86	16.80		0.00	16.80	1	6.00		0.00	6.00	78.0	12	5	5	10.0	6.7	13.8	66.67	10.00	75.22	113	
114	ESPINA	ELISA	F. BANTAYAN	ENGLISH	1.70	16.80		0.00	16.80	1	6.00		0.00	6.00	75.6	11	5	5	10.0	8.7	14.8	53.33	8.00	75.22	114	
115	BALDECANAS	JOCELYN	MINGLANILLA	ENGLISH	1.90	16.20		0.00	16.20	18	12.00		0.00	12.00	77.3	11	5		5.0	10.0	12.0	60.00	9.00	75.20	115	
116	SARSALEJO	LEDINA	S. TABOGON	FILIPINO	1.56	17.40		0.00	17.40	3	12.00		0.00	12.00	75.0	11	5		5.0	6.7	15.0	53.33	8.00	75.07	116	
117	ESTRERA	HERLIE	N. TUDELA	ENGLISH	1.90	16.20		0.00	16.20	6	12.00		0.00	12.00	75.0	11	5	5	10.0	6.7	12.0	47.78	7.17	75.03	117	
118	PEPITO	RODEL	A. TUBURAN	MATHEMATICS	1.54	17.40		0.00	17.40	1	6.00		0.00	6.00	81.4	13	5	5	10.0	8.8	11.0	58.89	8.83	75.03	118	
119	ALQUEZA	KATHLYN ANN	K. PINAMUNGAJAN	SCIENCE	2.27	15.60		0.00	15.60	1	6.00		0.00	6.00	75.0	11	5	5	10.0	10.0	13.3	61.11	9.17	75.02	119	
120	CASTRO	MA. ASTRED	T. BALAMBAN	SCIENCE	2.01	16.20		0.00	16.20	2	12.00		0.00	12.00	79.2	12	5	5	10.0	4.0	11.8	60.00	9.00	74.95	120	
121	VILLACERAN	MARVIC	MADRIDEJOS	MAPEH	2.30	15.60		0.00	15.60	9	12.00		0.00	12.00	77.0	11	5	5	10.0	6.0	15.0	35.56	5.33	74.93	121	
122	PALANG	JOSEPHINE	M. CONSOLACION	MATH	1.90	16.20		0.00	16.20	2	12.00		0.00	12.00	78.8	12	5	5	10.0	6.0	10.5	54.44	8.17	74.87	122	
123	YAP	JULIET	R. PINAMUNGAJAN	SOCIAL SCIENCE	1.58	17.40		0.00	17.40	1	6.00		0.00	6.00	81.6	13	5		5.0	10.0	14.8	57.78	8.67	74.82	123	
124	HORTEZANO	LIZA	B. SOGOD	TLE	1.68	16.80		0.00	16.80	1.2	7.20		0.00	7.20	75.0	11	5	5	10.0	6.7	13.6	63.33	9.50	74.79	124	
125	BENSI	MARILYN	G. CONSOLACION	MATH	2.27	15.60		0.00	15.60	15.8	12.00		0.00	12.00	79.2	12	5		5.0	10.0	12.0	54.44	8.17	74.77	125	
126	JUAREZ	CHRISTINA	B. TALISAY	TLE	2.30	15.60		0.00	15.60	6	12.00		0.00	12.00	77.6	11	5		5.0	10.0	13.1	53.33	8.00	74.72	126	



Department of Education  
Region VII, Central Visayas  
DIVISION OF CEBU PROVINCE  
Old IPHO Building, Sudlon, Lahug  
Cebu City




## RECALIBRATED RANKING RESULTS - SECONDARY LEVEL

S.Y. 2016-2017

(Based on DepEd Order No. 22, s. 2015)

No	Name of Applicant		Address	Major	A. EDUCATION (20%)					B. TEACHING EXPERIENCE (15%)					C. LET/PBET RATING (15%)		D. SPECIALIZED TRAINING (10%)			INTERVIEW %	DEMO TEACHING 15%	G. COMMUNICATION SKILLS (15%)		Total	Rank	Remarks
					GWA	Eq Points	Masters/Doct rate	Eq. Points	TOTAL	Yr. & Mos.	Eq. Points	KVT/LGU-Funded Experience	Eq. Points	TOTAL	Rating	Pts.	Certificate	Skills Demo	TOTAL			EPT	0.15			
127	PILAPIL	RUSSEL	B. MEDELLIN	ENGLISH	2.11	16.20		0.00	16.20		0.00		0.00	0.00	75.0	11	5	5	10.0	14.0	15.0	56.67	8.50	74.70	127	
128	YBORLAS	ROWENA	A. BALAMBAN	ENGLISH	2.12	16.20		0.00	16.20	1	6.00		0.00	6.00	79.0	12	5	5	10.0	7.3	13.0	67.78	10.17	74.70	128	
129	REYNES	MICHELLE VERNIE	COMPOSTELA	ENGLISH	1.96	16.20		0.00	16.20	1	6.00		0.00	6.00	75.0	11	5	5	10.0	7.3	15.0	61.11	9.17	74.70	129	
130	CATUBIG	ROWENO	B. SAMBOAN	TLE	1.57	17.40		0.00	17.40	1	6.00		0.00	6.00	79.6	12	5	5	10.0	10.0	14.5	31.11	4.67	74.57	130	
131	YROG-IROG	JIERMIE	S. LILOAN	ENGLISH	1.84	16.80		0.00	16.80	2	12.00		0.00	12.00	75.6	11	5	5	10.0	8.0	10.3	43.33	6.50	74.55	131	
132	QUIMBO	CHERRYL	S. LILOAN	ENGLISH	2.11	16.20		0.00	16.20	1	6.00		0.00	6.00	75.0	11	5	5	10.0	10.0	13.0	55.56	8.33	74.53	132	
133	MILAGROSA	CHRISSEL	D. SIBONGA	MATH	1.78	16.80		0.00	16.80	1.1	6.60		0.00	6.60	75.0	11	5	5	10.0	10.0	13.0	45.56	6.83	74.23	133	
134	DILAO	MAILYN	S. DALAGUETE	TLE - HET	1.81	16.80		0.00	16.80	3	12.00		0.00	12.00	75.8	11	5		5.0	8.0	11.8	64.44	9.67	74.22	134	
135	RUBIG	ADRIAN KEITH	D. BANTAYAN	VALUES EDUCATION	2.19	16.20		0.00	16.20	1	6.00		0.00	6.00	75.0	11	5	5	10.0	8.7	15.0	48.89	7.33	74.20	135	
136	BALANSAG	MIRIAM	B. PINAMUNGAJAN	ENGLISH	1.67	16.80		0.00	16.80	2.4	12.00		0.00	12.00	78.0	12	5		5.0	10.0	10.0	55.56	8.33	74.13	136	
137	ANUTA	ANNA JANE	CATMON	ENGLISH	1.73	16.80		0.00	16.80	1	6.00		0.00	6.00	77.8	11	5	5	10.0	6.0	15.0	62.22	9.33	74.13	137.5	
138	BENTULAN	NEIL	D. BORBON	TLE	1.75	16.80		0.00	16.80	1	6.00		0.00	6.00	76.0	11	5	5	10.0	10.0	12.5	52.22	7.83	74.13	137.5	
139	GAVITO	AYL ROSE	P. BANTAYAN	ENGLISH	1.97	16.20		0.00	16.20	1	6.00		0.00	6.00	77.0	11	5	5	10.0	9.3	14.3	48.89	7.33	74.12	139	
140	LEONES	RICKY	CARMEN	MATH	1.89	16.80		0.00	16.80	7	12.00		0.00	12.00	79.4	12	5	5	10.0	6.0	9.6	51.11	7.67	74.09	140	

*[Handwritten signatures and marks]*



Department of Education  
Region VII, Central Visayas  
DIVISION OF CEBU PROVINCE  
Old IPHO Building, Sudlon, Lahug  
Cebu City



## RECALIBRATED RANKING RESULTS - SECONDARY LEVEL

S.Y. 2016-2017

(Based on DepEd Order No. 22, s. 2015)

No.	Name of Applicant		Address	Major	A. EDUCATION (20%)					B. TEACHING EXPERIENCE (15%)					C. LET/PBET RATING (15%)		D. SPECIALIZED TRAINING (10%)			INTERVIEW %	DEMO TEACHING 15%	G. COMMUNICATION SKILLS (15%)		Total	Rank	Remarks
					GWA	Eq. Points	Maste r's/ Docto rate	Eq. Points	TOTA L	Yr. & Mos.	Eq. Point s	KVT/ LGU- Funde d Experie	Eq. Points	TOTA L	Rating	Pts.	Cer tific ate	Skil l's Demo	TOTAL			EPT	0.15			
141	PREGLO	JASMIN	A. SOGOD	MATH	1.75	16.80		0.00	16.80	1	6.00		0.00	6.00	75.8	11	5	5	10.0	8.0	13.4	58.89	8.83	74.01	141	
142	ARONG	MARIE KRIS	C. MOALBOAL	ENGLISH	1.62	16.80		0.00	16.80	1	6.00		0.00	6.00	75.6	11	5	5	10.0	10.0	10.6	63.33	9.50	73.92	142	
143	PAJUAY	HELEN	T. MALABUYOC	MATHEMATICS	1.94	16.20		0.00	16.20	2	12.00		0.00	12.00	76.0	11	5	5	10.0	6.0	12.4	42.22	6.33	73.91	143	
144	ARTIZO	JENNIFER	E. CONSOLACION	FILIPINO	2.15	16.20		0.00	16.20	1	6.00		0.00	6.00	75.0	11	5	5	10.0	8.7	15.0	46.67	7.00	73.87	144	
145	TABACO	JENALLEN	A. BOGO CITY	FILIPINO	1.74	16.80		0.00	16.80	2.5	12.00		0.00	12.00	75.0	11	5		5.0	8.0	15.0	40.00	6.00	73.80	145	
146	RODRIGUEZ	LISTY MARIE	SIBONGA	MAPEH	2.29	15.60		0.00	15.60	0.9	5.40		0.00	5.40	76.8	11	5	5	10.0	10.0	13.6	54.44	8.17	73.79	146	
147	BARING	MARICEL	D. DAANBANTAYAN	PHYSICAL EDUCATION	2.17	16.20		0.00	16.20	14	12.00		0.00	12.00	75.0	11	5		5.0	8.0	15.0	43.33	6.50	73.70	147	
148	CAPAO	RAIZA	M. SAN FRANCISCO	MATH	1.52	17.40		0.00	17.40	1	6.00		0.00	6.00	78.8	12	5	5	10.0	8.7	10.8	58.89	8.83	73.65	148	
149	ABING	MIRABEL	A. DAANBANTAYAN	TLE	1.78	16.80		0.00	16.80	1	6.00		0.00	6.00	75.0	11	5	5	10.0	7.3	15.0	50.00	7.50	73.63	149	
150	CADIZON	ETHEL	S. LILOAN	MAPEH	2.20	15.60		0.00	15.60	16	12.00		0.00	12.00	75.6	11	5		5.0	10.0	13.6	42.22	6.33	73.56	150	
151	PAGALAN	SOTZI	C. CARMEN	TLE	1.60	16.80		0.00	16.80	2	12.00		0.00	12.00	75.0	11	5	5	10.0	6.0	10.9	45.56	6.83	73.51	151	
152	TANGARO	RODSEL	LILLOAN	TLE	1.90	16.20		0.00	16.20	2	12.00		0.00	12.00	75.0	11	5	5	10.0	6.0	12.6	37.78	5.67	73.49	152	
153	SEARES	LILIBETH	C. BANTAYAN	MATH	1.63	16.80		0.00	16.80	0.6	3.60		0.00	3.60	75.3	11	5	5	10.0	10.0	12.3	65.56	9.83	73.48	153	
154	EDISAN	ALOHA MARIE	C. SAN REMEGIO	ENGLISH	1.62	16.80		0.00	16.80	1.5	9.00		0.00	9.00	75.0	11	5		5.0	8.7	15.0	53.33	8.00	73.47	154	



Department of Education  
Region VII, Central Visayas  
**DIVISION OF CEBU PROVINCE**  
Old IPHO Building, Sudlon, Lahug  
Cebu City



## RECALIBRATED RANKING RESULTS - SECONDARY LEVEL

S.Y. 2016-2017

( Based on DepEd Order No. 22, s. 2015)

No.	Name of Applicant		Address	Major	A. EDUCATION (20%)					B. TEACHING EXPERIENCE (15%)					C. LET/PBET RATING (15%)		D. SPECIALIZED TRAINING (10%)			INTERVIEW %	DEMO TEACHING 15%	G. COMMUNICATION SKILLS (15%)		Total	Rank	Remarks
					GWA	Eq. Points	Masters/Doct rate	Eq. Points	TOTAL	Yr. & Mos.	Eq. Points	KVT/LGU-Funded Expe	Eq. Points	TOTAL	Rating	Pts.	Certificate	Skills Demo	TOTAL			EPT	0.15			
155	SINGSON	JESSAH CHRISTI	S. PORO	MAPEH	2.15	16.20		0.00	16.20	1	6.00		0.00	6.00	76.0	11	5	5	10.0	8.0	14.3	53.33	8.00	73.45	155	
156	LLENA	RICHELLE	A. ARGAO	ECONOMICS	1.51	17.40		0.00	17.40	1.2	7.20		0.00	7.20	76.6	11	5		5.0	10.0	13.5	62.22	9.33	73.43	156	
157	HABEL	PHOEBE JANE	C. BADIAN	TLE	1.80	16.80		0.00	16.80		0.00		0.00	0.00	83.6	13	5	5	10.0	10.0	13.1	70.00	10.50	73.43	157	
158	CRISOSTOMO	ELSIE	C. SAN REMEGIO	ENGLISH	1.83	16.80		0.00	16.80	1.2	7.20		0.00	7.20	79.4	12	5		5.0	10.0	14.8	51.11	7.67	73.42	158	
159	HERANA	MERRY JOEY	E. CONSOLACION	MATH	1.82	16.80		0.00	16.80	1	6.00		0.00	6.00	75.0	11	5	5	10.0	7.3	13.8	56.67	8.50	73.38	159	
160	PANTINOPE	RITO	G. ARGAO	TLE	1.68	16.80		0.00	16.80	0.5	3.00		0.00	3.00	75.0	11	5	5	10.0	10.0	15.0	50.00	7.50	73.30	160	
161	MALINAO	NENETA	L. TABOGON	ENGLISH	1.87	16.80		0.00	16.80		0.00		0.00	0.00	81.8	13	5	5	10.0	7.3	14.0	81.11	12.17	73.30	161	
162	ALBITE	ALMERA	C. ARGAO	TLE	1.70	16.80		0.00	16.80	1.0	6.00		0.00	6.00	78.0	12	5	5	10.0	7.3	12.4	58.59	8.79	73.30	162	
163	AMANCIO	ANASTACIA	L. DALAGUETE	ECONOMICS	1.74	16.80		0.00	16.80	0.8	4.80		0.00	4.80	75.0	11	5	5	10.0	10.0	13.5	47.78	7.17	73.27	163	
164	BANOSONG	ALFIE	O. ARGAO	TLE	1.33	17.40		0.00	17.40	1.4	8.40		0.00	8.40	80.0	12	5		5.0	9.3	13.3	52.22	7.83	73.22	164	
165	RAMOS	JENNELYN	L. DALAGUETE	TLE - HET	1.60	16.80		0.00	16.80	0.8	4.80		0.00	4.80	77.4	11	5	5	10.0	8.7	13.9	53.33	8.00	73.14	165	
166	REDOBLE	MARIA CHONA	S. MOALBOAL	TLE	1.68	16.80		0.00	16.80	1	6.00		0.00	6.00	75.0	11	5	5	10.0	7.3	13.1	58.89	8.83	73.09	166	
167	ALLOSADA	EVA MAE	P. MALABUYOC	BIOLOGICAL SCIENCE	1.83	16.80		0.00	16.80		0.00		0.00	0.00	83.6	13	5	5	10.0	8.7	14.3	68.89	10.33	73.05	167	
168	YASUMORI	JENNIFER	B. CORDOVA	BIOLOGY	2.17	16.20		0.00	16.20	7	12.00		0.00	12.00	76.0	11	5		5.0	8.0	11.5	62.22	9.33	73.03	168	



Department of Education  
Region VII, Central Visayas  
DIVISION OF CEBU PROVINCE  
Old IPHO Building, Sudlon, Lahug  
Cebu City



## RECALIBRATED RANKING RESULTS - SECONDARY LEVEL

S.Y. 2016-2017

(Based on DepEd Order No. 22, s. 2015)

No.	Name of Applicant			Address	Major	A. EDUCATION (20%)					B. TEACHING EXPERIENCE (15%)					C. LET/PBET RATING (15%)		D. SPECIALIZED TRAINING (10%)			INTERVIEW %	DEMO TEACHING 15%	G. COMMUNICATION SKILLS (15%)		Total	Rank	Remarks	
						GWA	Eq. Points	Maste r's/ Docto rate	Eq. Points	TOTA L	Yr. & Mos.	Eq. Point s	KVT/ LGU- Funde d Experi	Eq. Points	TOTA L	Rating	Pts.	Cer tific ate	Skil l's Demo	TOTAL			EPT	0.15				
169	ALBUTRA	REAH	D.	ARGAO	ENGLISH	1.94	16.20		0.00	16.20	2	12.00		0.00	12.00	79.4	12	5		5.0	8.7	10.5	56.67	8.50	72.87	169		
170	BARITUA	BEVERLY AMOR	Y.	ALOGUINSAN	TLE	1.95	16.20		0.00	16.20	0.8	4.80		0.00	4.80	76.0	11	5	5	10.0	10.0	13.5	48.89	7.33	72.83	170		
171	BAGA	CHRISOLINA	R.	MADRIDEJOS	MATHEMATICS	1.71	16.80		0.00	16.80	8	12.00		0.00	12.00	75.0	11	5	5	10.0	6.7	9.5	45.56	6.83	72.80	171		
172	OCMEN	RACHEL GLADYS	M.	DAANBANTAYAN	THE	1.79	16.80		0.00	16.80	2	12.00		0.00	12.00	75.0	11	5		5.0	6.0	15.0	46.67	7.00	72.80	172		
173	REDIDO	FRETCHIE	V.	ALOGUINSAN	ENGLISH	2.11	16.20		0.00	16.20	2	12.00		0.00	12.00	76.6	11	5		5.0	8.7	11.3	57.78	8.67	72.78	173		
174	CAMALLERE	JENNIBETH	R.	RONDA	MAPEH	2.11	16.20		0.00	16.20	4	12.00		0.00	12.00	75.0	11	5		5.0	10.0	12.8	38.89	5.83	72.78	174		
175	AMORIN	CHRISTINE	M.	BARILI	HOME ECON TECH	1.69	16.80		0.00	16.80	0.7	4.20		0.00	4.20	75.6	11	5	5	10.0	7.3	14.8	57.78	8.67	72.75	175		
176	ABEAR	ARABELLA JANINE	A.	ARGAO	BSHM W/ DPE	1.89	16.80		0.00	16.80	0.5	3.00		0.00	3.00	80.6	12	5	5	10.0	10.0	11.3	64.44	9.67	72.72	176		
177	BAYO	STEPHANIE		MINGLANILLA	ENGLISH	2.10	16.20		0.00	16.20	1.3	7.80		0.00	7.80	75.0	11	5	5	10.0	8.7	11.4	51.11	7.67	72.71	177		
178	GONZALES	AISHA MAE		TUBURAN	TUBURAN	1.76	16.80		0.00	16.80		0.00		0.00	0.00	75.0	11	5	5	10.0	8.0	15.0	78.89	11.83	72.63	178		
179	DELA CERNA	MATISSA MAE		CATMON	MATH	2.07	16.20		0.00	16.20	2	12.00		0.00	12.00	75.0	11	5	5	10.0	6.0	10.3	47.78	7.17	72.62	179		
180	CEDENO	JANE	R.	SAMBOAN	BIOLOGICAL SCIENCE	1.60	16.80		0.00	16.80	1	6.00		0.00	6.00	80.2	12	5	5	10.0	7.3	11.8	57.78	8.67	72.55	180		
181	CANOOG	ELLIAN	L.	CONSOLACION	TLE	2.16	16.20		0.00	16.20	1.2	7.20		0.00	7.20	75.0	11	5	5	10.0	8.0	13.1	46.67	7.00	72.53	181		
182	LUCERNAS	ELJEN	M.	SAN FRANCISCO	TLE	1.52	17.40		0.00	17.40	0.3	1.80		0.00	1.80	80.0	12	5	5	10.0	10.0	13.3	53.33	8.00	72.45	182		

*[Handwritten signatures and initials]*





Department of Education  
Region VII, Central Visayas  
DIVISION OF CEBU PROVINCE  
Old IPHO Building, Sudlon, Lahug  
Cebu City



## RECALIBRATED RANKING RESULTS - SECONDARY LEVEL

S.Y. 2016-2017

(Based on DepEd Order No. 22, s. 2015)

No.	Name of Applicant			Address	Major	A. EDUCATION (20%)					B. TEACHING EXPERIENCE (15%)					C. LET/PBET RATING (15%)		D. SPECIALIZED TRAINING (10%)			INTERVIEW %	DEMO TEACHING 15%	G. COMMUNICATION SKILLS (15%)		Total	Rank	Remarks
						GWA	Eq. Points	Maste r's/ Docto rate	Eq. Points	TOTAL	Yr. & Mos.	Eq. Points	KVT/ LGU- Funde d Expe rie	Eq. Points	TOTAL	Rating	Pts.	Cer tifi cate	Skil l's Demo	TOTAL			EPT	0.15			
183	TULOD	CHARMI ANN	S.	MEDELLIN	MATHEMATICS	1.66	16.80		0.00	16.80	0.2	1.20		0.00	1.20	82.0	13	5	5	10.0	9.3	12.3	65.56	9.83	72.42	183	
184	CARAO	LILIA	C.	DALAGUETE	MATH	1.82	16.80		0.00	16.80	0.8	4.80		0.00	4.80	80.2	12	5	5	10.0	8.7	12.6	50.00	7.50	72.39	184	
185	NUDALO	MANILYN	V.	SAN FRANCISCO	MATH	1.56	17.40		0.00	17.40	0.6	3.60		0.00	3.60	80.2	12	5	5	10.0	9.3	12.9	47.78	7.17	72.38	185	
186	JUDAYA	KRISTEN	T.	CONSOLACION	BIOLOGICAL SCIENCE	1.77	16.80		0.00	16.80	1	6.00		0.00	6.00	82.2	13	5		5.0	6.0	14.5	73.33	11.00	72.30	186	
187	ETURMA	JABELLE	T.	TABOGON	ENGLISH	1.74	16.80		0.00	16.80	1	6.00		0.00	6.00	75.6	11	5	5	10.0	7.3	13.8	48.89	7.33	72.22	187	
188	GUEVARRA	MARIA KATRINA	G.	SAN FRANCISCO	TLE	1.66	16.80		0.00	16.80	1	6.00		0.00	6.00	75.6	11	5	5	10.0	8.0	12.3	54.44	8.17	72.22	188	
189	DESCARTIN	GWYN AIRA	D.	BANTAYAN	TLE	1.90	16.20		0.00	16.20	2	12.00		0.00	12.00	75.0	11	5	5	10.0	6.7	10.0	42.22	6.33	72.20	189	
190	AGUIPO	MAE MAGSAYO		LILUAN	TLE	1.64	16.80		0.00	16.80	1	6.00		0.00	6.00	76.2	11	5	5	10.0	10.0	11.4	46.67	7.00	72.18	190	
191	MANIGOS	GINALYN	S.	PINAMUNGAJAN	MATH	1.96	16.20	Maste r's Docto rate	1.00	17.20	1	6.00		0.00	6.00	77.8	11	5	5	10.0	10.0	11.1	45.56	6.83	72.16	191	
192	MANIPIS	MARSHA		CATMON	ENGLISH	2.04	16.20		0.00	16.20	1	6.00		0.00	6.00	77.8	11	5	5	10.0	7.3	13.8	52.22	7.83	72.12	192	
193	MONTES	PAULINA	P.	PINAMUNGAJAN	TLE	1.98	16.20		0.00	16.20	0.6	3.60		0.00	3.60	77.0	11	5	5	10.0	10.0	13.8	50.00	7.50	72.05	193	
194	CUAMBOT	JOSHDAVE	A.	SAN REMEGIO	PHYSICAL SCIENCE	1.96	16.20		0.00	16.20	1.5	9.00		0.00	9.00	77.4	11	5	5	10.0	6.0	11.5	55.56	8.33	72.03	194	
195	ASENTISTA	RYEAH MAY	G.	ARGAO	FILIPINO	2.08	16.20		0.00	16.20	1	6.00		0.00	6.00	79.4	12	5	5	10.0	10.0	9.8	53.33	8.00	71.95	195	
196	BAYLOSIS	VINA JADE	S.	GINATILAN	ENGLISH	1.78	16.80		0.00	16.80		0.00		0.00	0.00	81.8	13	5	5	10.0	10.0	12.3	65.56	9.83	71.88	196	



Department of Education  
Region VII, Central Visayas  
DIVISION OF CEBU PROVINCE  
Old IPHO Building, Sudlon, Lahug  
Cebu City



## RECALIBRATED RANKING RESULTS - SECONDARY LEVEL

S.Y. 2016-2017

(Based on DepEd Order No. 22, s. 2015)

No.	Name of Applicant			Address	Major	A. EDUCATION (20%)					B. TEACHING EXPERIENCE (15%)					C. LET/PBET RATING (15%)		D. SPECIALIZED TRAINING (10%)			INTERVIEW %	DEMO TEACHING 15%	G. COMMUNICATION SKILLS (15%)		Total	Rank	Remarks
						GWA	Eq. Points	Masters/Doctorate	Eq. Points	TOTAL	Yr. & Mos.	Eq. Points	KVT/LGU-Funded Experience	Eq. Points	TOTAL	Rating	Pts.	Certificate	Skills Demo	TOTAL			EPT	0.15			
197	ABUEME	RACHEL	P.	ALOGUINSAN	TLE	1.70	16.80		0.00	16.80	0.2	1.20		0.00	1.20	77.6	11	5	5	10.0	8.7	14.4	65.56	9.83	71.88	197	
198	DARUCA	JANELYN	K	BANTAYAN	TLE	1.92	16.20		0.00	16.20	1	6.00		0.00	6.00	77.6	11	5	5	10.0	8.0	15.0	37.78	5.67	71.87	198	
199	BERMEJO	JESREL		CARMEN	MATH	1.55	17.40		0.00	17.40		0.00		0.00	0.00	81.6	13	5	5	10.0	8.0	14.6	58.89	8.83	71.86	199	
200	TONACAO	CHRISTIAN	M.	MEDELLIN	ENGLISH	1.84	16.80		0.00	16.80		0.00		0.00	0.00	79.0	12	5	5	10.0	9.3	15.0	57.78	8.67	71.80	200	
201	GRANADA	FRITZ		PORO	ENGLISH	1.61	16.80		0.00	16.80	1	6.00		0.00	6.00	76.0	11	5	5	10.0	8.0	12.0	53.33	8.00	71.80	201	
202	MONORINA	ELMA	M.	CONSOLACION	TLE	1.92	16.20		0.00	16.20	1	6.00		0.00	6.00	75.8	11	5	5	10.0	8.0	12.8	52.22	7.83	71.78	202	
203	ONDOY	JOAN	A.	TUBURAN	TLE	1.52	17.40		0.00	17.40	1	6.00		0.00	6.00	76.0	11	5		5.0	6.0	15.0	75.56	11.33	71.73	203	
204	CABILINO	SHIELA MAE	T.	PINAMUNGAJAN	MATH	1.83	16.80		0.00	16.80	1	6.00		0.00	6.00	78.6	12	5	5	10.0	7.3	11.9	51.11	7.67	71.67	204	
205	REMULTA	MARIECRIS	C.	CONSOLACION	SOCIAL SCIENCE	2.02	16.20		0.00	16.20	0.8	4.80		0.00	4.80	79.0	12	5		5.0	9.3	15.0	62.22	9.33	71.67	205	
206	DE LEON	CHARILOU	B.	TUBURAN	TLE	1.74	16.80		0.00	16.80	0.3	1.80		0.00	1.80	77.2	11	5	5	10.0	6.7	15.0	68.89	10.33	71.60	206	
207	ENTEA	JOSELITO	C.	DALAGUETE	AGRICULTURE	2.22	15.60		0.00	15.60	1.8	10.80		0.00	10.80	75.0	11	5		5.0	9.3	12.5	48.89	7.33	71.57	207	
208	BUTASLAC	RISHIEL MAY	F.	CATMON	BIOLOGY	1.89	16.80		0.00	16.80	0.3	1.80		0.00	1.80	77.8	11	5	5	10.0	8.7	11.6	77.78	11.67	71.56	208	
209	CANETE	SHEM	B.	TUBURAN	TLE	2.01	16.20		0.00	16.20	0.3	1.80		0.00	1.80	78.6	12	5	5	10.0	8.7	14.0	58.89	8.83	71.50	209	
210	MIGABON	KENNY ROGER		MEDELLIN	ENGLISH	2.14	16.20		0.00	16.20		0.00		0.00	0.00	75.0	11	5	5	10.0	10.0	14.3	66.67	10.00	71.45	210	



Department of Education  
Region VII, Central Visayas  
**DIVISION OF CEBU PROVINCE**  
Old IPHO Building, Sudlon, Lahug  
Cebu City



## RECALIBRATED RANKING RESULTS - SECONDARY LEVEL

S.Y. 2016-2017

(Based on DepEd Order No. 22, s. 2015)

No.	Name of Applicant			Address	Major	A. EDUCATION (20%)					B. TEACHING EXPERIENCE (15%)					C. LET/PBET RATING (15%)		D. SPECIALIZED TRAINING (10%)			INTERVIEW %	DEMO TEACHING 15%	G. COMMUNICATION SKILLS (15%)		Total	Rank	Remarks
						GWA	Eq. Points	Masters/Doct rate	Eq. Points	TOTAL	Yr. & Mos.	Eq. Points	KVT/LGU-Funded Experie	Eq. Points	TOTAL	Rating	Pts.	Certificate	Skills Demo	TOTAL			EPT	0.15			
211	AGBAY	KENNETH	R.	CONSOLACION	MATH	2.05	16.20		0.00	16.20	3.8	12.00		0.00	12.00	76.4	11	5		5.0	8.0	10.9	55.56	8.33	71.41	211	
212	MONTEAGUDO	MARICEL	M.	SOGOD	SCIENCE	1.50	17.40		0.00	17.40	1.9	11.40		0.00	11.40	79.0	12	5	5	10.0	6.0	7.8	45.56	6.83	71.38	212	
213	PLASENCIA	CHRISTINE MAY	M.	BANTAYAN	MAPEH	1.97	16.20		0.00	16.20		0.00		0.00	0.00	80.0	12	5	5	10.0	8.0	15.0	67.78	10.17	71.37	213	
214	JORQUIA	NORI JEAN		TUBURAN	TLE	1.63	16.80		0.00	16.80		0.00		0.00	0.00	75.8	11	5	5	10.0	7.0	15.0	76.77	11.52	71.32	214	
215	SAQUILABON	RIZA	A.	ARGAO	TLE	1.76	16.80		0.00	16.80		0.00		0.00	0.00	79.0	12	5	5	10.0	10.0	14.5	53.33	8.00	71.30	215	
216	ENGLIS	NERIESSA	N.	BALAMBAN	ENGLISH	2.00	16.20		0.00	16.20		0.00		0.00	0.00	79.2	12	5	5	10.0	9.3	14.8	60.00	9.00	71.28	216	
217	REMOROZA	MIRAZON	A.	ARGAO	ENGLISH	3.00	14.40		0.00	14.40	3	12.00		0.00	12.00	75.4	11	5		5.0	10.0	10.4	56.67	8.50	71.28	217	
218	VILLARIN	REA	M.	BARILI	BSCE - DPE	1.50	17.40		0.00	17.40	1	6.00		0.00	6.00	75.0	11	5	5	10.0	7.3	11.4	54.44	8.17	71.27	218	
219	AQUINO	FIENNA MARIE		TUBURAN	TLE	1.55	17.40		0.00	17.40	0.2	1.20		0.00	1.20	75.4	11	5	5	10.0	7.3	15.0	61.11	9.17	71.10	219	
220	GERALDIZO	CHARMIS		SIBONGA	TLE	1.62	16.80		0.00	16.80		0.00		0.00	0.00	75.2	11	5	5	10.0	10.0	13.3	66.67	10.00	71.05	220	
221	ATAMOSA	CHYRIL	Q.	BALAMBAN	TLE	1.64	16.80		0.00	16.80		0.00		0.00	0.00	81.2	13	5	5	10.0	8.7	14.0	56.67	8.50	70.97	221	
222	PELIGRO	MITCHIE RES	F.	ARGAO	TLE	1.70	16.80		0.00	16.80		0.00		0.00	0.00	79.6	12	5	5	10.0	10.0	11.5	71.11	10.67	70.97	222	
223	SEROY	LYNDAL-ELEANDR	R.	BALAMBAN	ENGLISH	1.96	16.20		0.00	16.20	1	6.00		0.00	6.00	79.0	12	5		5.0	8.7	14.8	55.56	8.33	70.95	223	
224	LUMAMBAS	JANEIZZA	J.	DUMANJUG	ENGLISH-FILIPINO	2.04	16.20		0.00	16.20		0.00		0.00	0.00	80.2	12	5	5	10.0	10.0	14.8	53.33	8.00	70.95	224	



Department of Education  
Region VII, Central Visayas  
DIVISION OF CEBU PROVINCE  
Old IPHO Building, Sudlon, Lahug  
Cebu City



## RECALIBRATED RANKING RESULTS - SECONDARY LEVEL

S.Y. 2016-2017

(Based on DepEd Order No. 22, s. 2015)

No.	Name of Applicant			Address	Major	A. EDUCATION (20%)					B. TEACHING EXPERIENCE (15%)					C. LET/PBET RATING (15%)		D. SPECIALIZED TRAINING (10%)			INTERVIEW %	DEMO TEACHING 15%	G. COMMUNICATION SKILLS (15%)		Total	Rank	Remarks
						GWA	Eq. Points	Masters/Doct rate	Eq. Points	TOTAL	Yr. & Mos.	Eq. Points	KVT/LGU-Funded Expe	Eq. Points	TOTAL	Rating	Pts.	Certificate	Skills Demo	TOTAL			EPT	0.15			
225	FLORES	KATHLEEN ROSE	CARMEN	TLE	1.31	17.40		0.00	17.40		0.00		0.00	0.00	82.2	13	5	5	10.0	8.0	12.9	64.44	9.67	70.94	225		
226	AUREO	JENNIFER	L. CORDOVA	TLE	1.80	16.80		0.00	16.80		0.00		0.00	0.00	76.0	11	5	5	10.0	9.7	14.5	59.57	8.94	70.94	226		
227	DEGUILMO	HAIDE	L. CARMEN	VALUES EDUCATION	1.66	16.80		0.00	16.80	1	6.00		0.00	6.00	75.0	11	5	5	10.0	7.3	13.1	44.44	6.67	70.92	227		
228	MECIDILLA	RIA	B. DUMANJUG	ENGLISH	1.82	16.80		0.00	16.80	1	6.00		0.00	6.00	75.8	11	5	5	10.0	10.0	9.3	52.22	7.83	70.88	228		
229	ONG	LOUIS	V. TUBURAN	MGT ACCTG	2.12	16.20		0.00	16.20	1	6.00		0.00	6.00	76.6	11	5	5	10.0	7.3	11.5	58.89	8.83	70.87	229		
230	DINGAL	MARILOU	E. SAMBOAN	TLE	2.05	16.20		0.00	16.20	1	6.00		0.00	6.00	76.0	11	5	5	10.0	7.3	11.0	62.22	9.33	70.87	230		
231	BAROT	MICHELLE AN	Q. BALAMBAN	ENGLISH	1.44	17.40		0.00	17.40	0.35	2.10		0.00	2.10	75.0	11	5	5	10.0	9.3	14.0	46.67	7.00	70.83	231		
232	MAGDADARO	RODEL	C. SAN REMEGIO	ENGLISH	1.76	16.80		0.00	16.80	1	6.00		0.00	6.00	75.0	11	5	5	10.0	6.0	12.5	56.67	8.50	70.80	232		
233	GALLARDO	MA. FLORENDA	M. TUBURAN	TLE	1.61	16.80		0.00	16.80		0.00		0.00	0.00	75.0	11	5	5	10.0	8.7	14.0	68.89	10.33	70.80	233		
234	BACALSO	MA. THERESA	M. DALAGUETE	ENGLISH	1.80	16.80		0.00	16.80		0.00		0.00	0.00	82.2	13	5	5	10.0	10.0	13.5	50.00	7.50	70.80	234		
235	BAYUTAS	IDA	A. BARILI	TLE	1.90	16.20		0.00	16.20	0.4	2.40		0.00	2.40	78.0	12	5	5	10.0	10.0	11.5	57.78	8.67	70.77	235		
236	RAMAN	ARNEL	C. TUBURAN	TLE	1.50	17.40		0.00	17.40		0.00		0.00	0.00	80.8	12	5	5	10.0	8.7	12.0	71.11	10.67	70.73	236		
237	CANADA	GINA	C. MINGLANILLA	TLE	1.63	16.80		0.00	16.80		0.00		0.00	0.00	77.6	11	5	5	10.0	10.0	14.8	54.44	8.17	70.72	237		
238	HERNANE	MAY ANN	H. SIBONGA	ENGLISH	1.23	18.00		0.00	18.00	1	6.00		0.00	6.00	79.2	12	5	5	10.0	8.7	10.5	36.67	5.50	70.67	238		



Department of Education  
Region VII, Central Visayas  
DIVISION OF CEBU PROVINCE  
Old IPHO Building, Sudlon, Lahug  
Cebu City



## RECALIBRATED RANKING RESULTS - SECONDARY LEVEL

S.Y. 2016-2017

(Based on DepEd Order No. 22, s. 2015)

No.	Name of Applicant			Address	Major	A. EDUCATION (20%)					B. TEACHING EXPERIENCE (15%)					C. LET/PBET RATING (15%)		D. SPECIALIZED TRAINING (10%)			INTERVIEW %	DEMO TEACHING 15%	G. COMMUNICATION SKILLS (15%)		Total	Rank	Remarks
						GWA	Eq. Points	Masters/Doct rate	Eq. Points	TOTAL	Yr. & Mos.	Eq. Points	KVT/LGU-Funded Experience	Eq. Points	TOTAL	Rating	Pts.	Certificate	Skills Demo	TOTAL			EPT	0.15			
239	JIMENEZ	YVONNE	J.	TABUELAN	TLE	1.75	16.80		0.00	16.80	1.2	7.20		0.00	7.20	77.4	11	5		5.0	8.7	12.6	62.22	9.33	70.62	239	
240	MONTEROLA	LELIBETH		TUBURAN	HOSPITALITY MGT.	1.56	17.40		0.00	17.40	1	6.00		0.00	6.00	76.0	11	5	5	10.0	6.0	13.4	45.56	6.83	70.61	240	
241	ALCOSEBA	MARIA AUBREY LCO.		TUDELA	TLE	1.50	17.40		0.00	17.40		0.00		0.00	0.00	77.4	11	5	5	10.0	10.0	15.0	47.78	7.17	70.57	241	
242	MAPA	ETHEL	C.	BALAMBAN	SCIENCE	1.42	17.40		0.00	17.40		0.00		0.00	0.00	77.0	11	5	5	10.0	10.0	13.0	61.00	9.15	70.55	242	
243	FANO	CATHERINE	E.	ALOGUINSAN	TLE	1.77	16.80		0.00	16.80	0.2	1.20		0.00	1.20	77.0	11	5	5	10.0	8.7	14.4	56.67	8.50	70.54	243	
244	PARAGAMAC	EDEN	S.	CORDOVA	SCIENCE	1.70	16.80		0.00	16.80		0.00		0.00	0.00	79.8	12	5	5	10.0	9.3	13.9	56.67	8.50	70.51	244	
245	SARANILLO	BENJAMIN	P.	MOALBOAL	TLE	1.64	16.80		0.00	16.80		0.00		0.00	0.00	80.2	12	5	5	10.0	7.3	13.9	70.00	10.50	70.51	245	
246	BOLOLATO	LEONARDO JR.	L.	PINAMUNGAJAN	ENGLISH	2.28	15.60		0.00	15.60		0.00		0.00	0.00	77.8	11	5	5	10.0	8.7	13.4	78.89	11.83	70.50	246	
247	VILLAHERMOSA	HEIDE	S.	DALAGUETE	TLE	2.01	16.20		0.00	16.20	0.8	4.80		0.00	4.80	75.0	11	5	5	10.0	10.0	11.8	44.44	6.67	70.42	247	
248	PAZ	CHARMAINE	C.	DALAGUETE	TLE	1.65	16.80		0.00	16.80		0.00		0.00	0.00	78.2	12	5	5	10.0	10.0	14.3	48.89	7.33	70.38	248	
249	TURA	KATRINE CARLA	S.	CORDOVA	MATH	1.79	16.80		0.00	16.80		0.00		0.00	0.00	79.6	12	5	5	10.0	9.7	14.4	50.00	7.50	70.38	249	
250	ARIG	JESLEY	R.	TABUELAN	TLE	1.62	16.80		0.00	16.80	0.2	1.20		0.00	1.20	79.6	12	5	5	10.0	8.0	12.9	63.33	9.50	70.37	250	
251	ABALO	MARITES		SAN FERNANDO	VALUES EDUCATION	2.12	16.20		0.00	16.20	15	12.00		0.00	12.00	75.6	11			0.0	10.0	13.0	54.44	8.17	70.37	251	
252	FLORES	JOSEPH	D.	TABOGON	TLE	1.81	16.80		0.00	16.80	2	12.00		0.00	12.00	75.0	11			0.0	8.0	13.5	60.00	9.00	70.30	252.5	

*(Handwritten signatures and initials)*



Department of Education  
Region VII, Central Visayas  
DIVISION OF CEBU PROVINCE  
Old IPHO Building, Sudlon, Lahug  
Cebu City




## RECALIBRATED RANKING RESULTS - SECONDARY LEVEL

S.Y. 2016-2017

( Based on DepEd Order No. 22, s. 2015)

No.	Name of Applicant			Address	Major	A. EDUCATION (20%)					B. TEACHING EXPERIENCE (15%)					C. LET/PBET RATING (15%)		D. SPECIALIZED TRAINING (10%)			INTERVIEW %	DEMO TEACHING 15%	G. COMMUNICATION SKILLS (15%)		Total	Rank	Remarks
						GWA	Eq. Points	Masters/Doct rate	Eq. Points	TOTAL	Yr. & Mos.	Eq. Points	KVT/LGU-Funded Expe	Eq. Points	TOTAL	Rating	Pts.	Certificate	Skills Demo	TOTAL			EPT	0.15			
253	YBANEZ	MARS	C	ARGAO	TLE	1.70	16.80		0.00	16.80		0.00		0.00	0.00	81.8	13	5	5	10.0	8.0	13.5	60.00	9.00	70.30	252.5	
254	ORBETA	DINA	F.	ARGAO	TLE	1.60	16.80		0.00	16.80		0.00		0.00	0.00	78.2	12	5	5	10.0	9.3	14.5	51.11	7.67	70.30	254	
255	AGUIPO	HAZEL	A.	LILLOAN	MATHEMATICS	1.71	16.80		0.00	16.80	0.5	3.00		0.00	3.00	75.0	11	5	5	10.0	9.3	13.8	42.22	6.33	70.22	255	
256	CATYONG	CHRISTINE	I.	SAN FRANCISCO	MATH	1.43	17.40		0.00	17.40		0.00		0.00	0.00	84.8	14	5	5	10.0	9.3	12.1	48.89	7.33	70.19	256	
257	YBANEZ	MA. FELIPA	V.	DALAGUETE	MATH	1.71	16.80		0.00	16.80	4	12.00		0.00	12.00	77.4	11			0.0	10.0	13.5	45.56	6.83	70.13	257	
258	GRANZON	ANGELIE ROSE	A.	BANTAYAN	TLE	1.63	16.80		0.00	16.80		0.00		0.00	0.00	77.4	11	5	5	10.0	9.3	15.0	53.33	8.00	70.13	258	
259	ESPINA	JEHAZEL ANN		MADRIDEJOS	FILIPINO	1.81	16.80		1.00	17.80	0.3	1.80		0.00	1.80	78.0	12	5	5	10.0	8.0	14.0	43.33	6.50	70.10	259	
260	REBUYAS	RYAN	C.	TUBURAN	ELECTRIC TECH	1.67	16.80		0.00	16.80	1	6.00		0.00	6.00	77.8	11	5		5.0	10.0	14.1	47.78	7.17	70.07	260	
261	CALVO	MA. LUZ	C.	DALAGUETE	ENGLISH	2.27	15.60		0.00	15.60	0.6	3.60		0.00	3.60	75.0	11	5	5	10.0	10.0	11.0	58.89	8.83	70.03	262.5	
262	CENTINO	ANECITA	M.	DALAGUETE	TLE	1.58	17.40		0.00	17.40	0.8	4.80		0.00	4.80	77.4	11	5		5.0	10.0	13.0	58.89	8.83	70.03	262.5	
263	TOGLE	ROSE ANJIL	B.	TUBURAN	TLE	1.59	17.40		0.00	17.40		0.00		0.00	0.00	77.6	11	5	5	10.0	10.0	14.3	48.89	7.33	70.03	262.5	
264	COLON	CHEBAS	C.	CORDOVA	TLE	2.13	16.20		0.00	16.20		0.00		0.00	0.00	75.4	11	5	5	10.0	9.3	14.5	60.00	9.00	70.03	265	
265	DABATOS	THERESA VILLE	C.	DUMANJUG	TLE	1.72	16.80		0.00	16.80		0.00		0.00	0.00	77.2	11	5	5	10.0	10.0	14.9	48.89	7.33	70.03	265.5	
266	CAYLAN	JOSEPHINE	C.	SIBONGA	TLE	2.10	16.20		0.00	16.20		0.00		0.00	0.00	78.4	12	5	5	10.0	10.0	12.8	60.00	9.00	70.00	266	

Page 19 of 19



Department of Education  
 Region VII, Central Visayas  
**DIVISION OF CEBU PROVINCE**  
 Old IPHO Building, Sudlon, Lahug  
 Cebu City




## RECALIBRATED RANKING RESULTS - SECONDARY LEVEL

S.Y. 2016-2017

( Based on DepEd Order No. 22, s. 2015)

No.	Name of Applicant			Address	Major	A. EDUCATION (20%)					B. TEACHING EXPERIENCE (15%)					C. LET/PBET RATING (15%)		D. SPECIALIZED TRAINING (10%)			INTERVIEW %	DEMO TEACHING 15%	G. COMMUNICATION SKILLS (15%)		Total	Rank	Remarks
						GWA	Eq. Points	Maste r's/ Docto rate	Eq. Points	TOTA L	Yr. & Mos.	Eq. Point s	KVT/ LGU- Funde d Experie	Eq. Points	TOTA L	Rating	Pts.	Cer tific ate	Skil l's Dem o	TOTAL			EPT	0.15			
267	RECOPILACION	AGNES	P.	SIBONGA	MATHEMATICS	2.39	15.60		0.00	15.60	17	12.00		0.00	12.00	75.0	11			0.0	10.0	13.9	50.00	7.50	70.00	266.5	



Department of Education  
Region VII, Central Visayas  
**DIVISION OF CEBU PROVINCE**  
Old IPHO Building, Sudlon, Lahug  
Cebu City



## RECALIBRATED RANKING RESULTS - SECONDARY LEVEL


S.Y. 2016-2017


(Based on DepEd Order No. 22, s. 2015)

No.	Name of Applicant	Address	Major	A. EDUCATION (20%)					B. TEACHING EXPERIENCE (15%)					C. LET/PBET RATING (15%)		D. SPECIALIZED TRAINING (10%)			INTERVIEW %	DEMO TEACHING 15%	G. COMMUNICATION SKILLS (15%)		Total	Rank	Remarks
				GWA	Eq. Points	Masters/Doctorate	Eq. Points	TOTAL	Yr. & Mos.	Eq. Points	KVT/LGU-Funded Experience	Eq. Points	TOTAL	Rating	Pts.	Certificate	Skills Demo	TOTAL			EPT	0.15			


Division Ranking Committee:

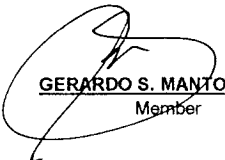
  
ESTER A. FUALAN, Ed. D  
Chairman

  
MARY ANN P. FLORES, Ed.D  
Member

  
NENITA G. JARALVE  
Member


  
JUVIMAR E. MONTOLO  
Member

  
CANDIDA C. PURGATORIO  
Member

  
GERARDO S. MANTOS, Ed. D  
Member

  
AGNES MENDAROS  
PTA- Federated President

APPROVED BY:

  
RHEA MAR A. ANGTUD, Ed. D., CESO VI  
Schools Division Superintendent